

Australia Results

Participant Satisfaction Survey 2022

March 23rd 2023, 7:36 am MDT

Demographics

Sample size

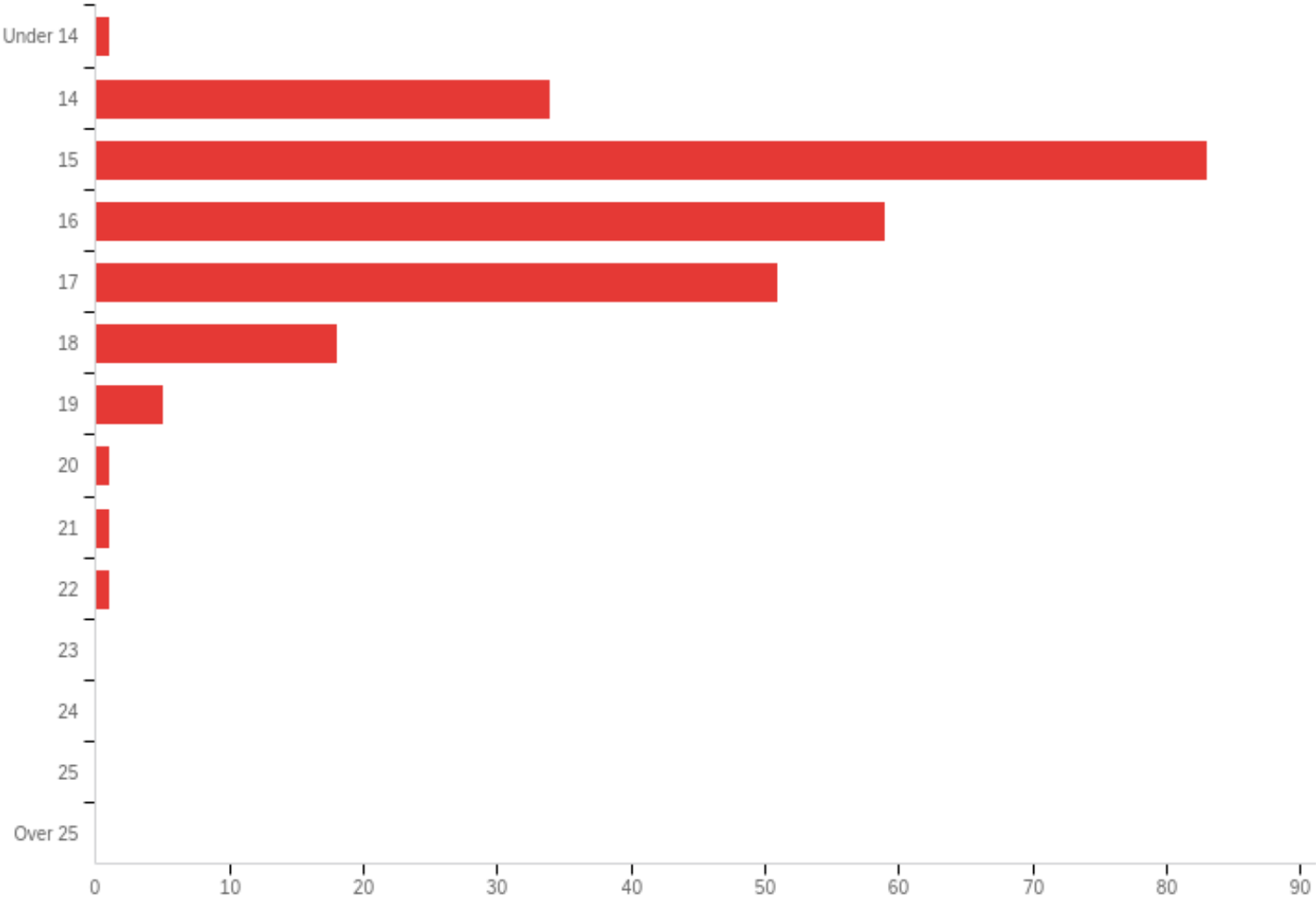
Answer	%	Count
Australia	100.00%	383

Gender - What best describes your gender?



Answer	%	Count
Female	63.39%	161
Male	34.65%	88
Prefer to self-describe	0.39%	1
Prefer not to say	1.57%	4
Total	100%	254

Age - What is your age?



Answer	%	Count
Under 14	0.39%	1
14	13.39%	34
15	32.68%	83
16	23.23%	59
17	20.08%	51
18	7.09%	18
19	1.97%	5
20	0.39%	1
21	0.39%	1
22	0.39%	1
23	0.00%	0
24	0.00%	0
25	0.00%	0
Over 25	0.00%	0
Total	100%	254

Disability - We would like to make sure that the Award is accessible to all young people and that we have the guidance and resources available to facilitate this. This set of questions asks about difficulties you may have when doing a certain activity. If you prefer not to answer this question, you can skip to the next question.




Question	No, no difficulty		Yes, some difficulty		Yes, a lot of difficulty		Yes, I cannot do it at all.		Total
Do you have difficulty seeing, even if wearing glasses?	82.63%	195	14.83%	35	2.12%	5	0.42%	1	236

Disability - We would like to make sure that the Award is accessible to all young people and that we have the guidance and resources available to facilitate this. This set of questions asks about difficulties you may have when doing a certain activity. If you prefer not to answer this question, you can skip to the next question.



Question	No, no difficulty		Yes, some difficulty		Yes, a lot of difficulty		Yes, I cannot do it at all.		Total
Do you have difficulty hearing, even if using a hearing aid?	96.58%	226	2.56%	6	0.85%	2	0.00%	0	234

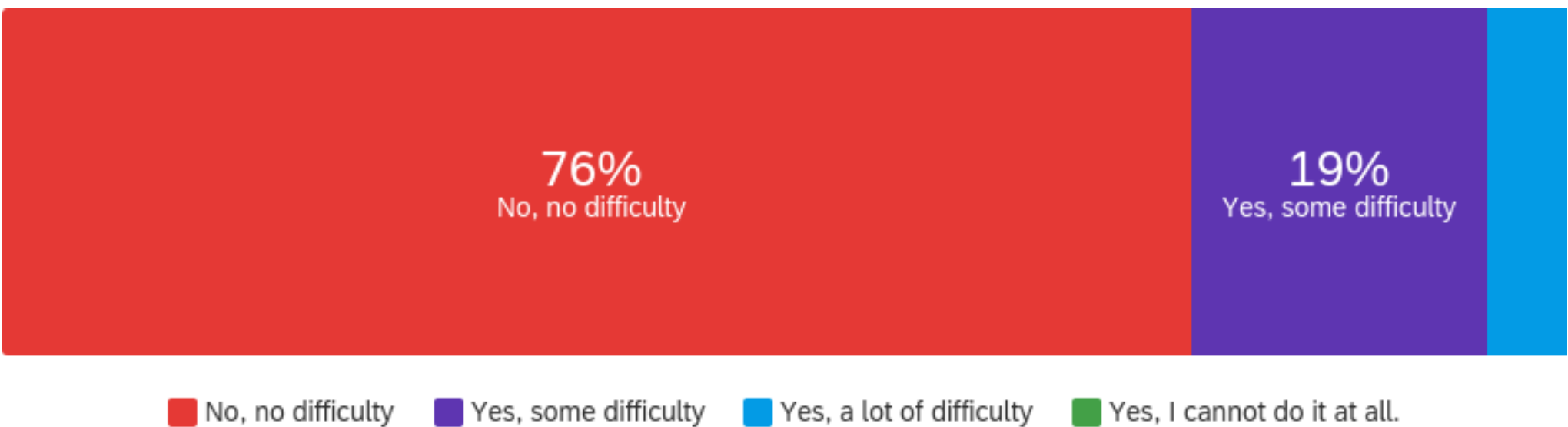
Disability - We would like to make sure that the Award is accessible to all young people and that we have the guidance and resources available to facilitate this. This set of questions asks about difficulties you may have when doing a certain activity. If you prefer not to answer this question, you can skip to the next question.



No, no difficulty Yes, some difficulty Yes, a lot of difficulty Yes, I cannot do it at all.

Question	No, no difficulty		Yes, some difficulty		Yes, a lot of difficulty		Yes, I cannot do it at all.		Total
Do you have difficulty walking or climbing steps?	93.97%	218	4.74%	11	1.29%	3	0.00%	0	232

Disability - We would like to make sure that the Award is accessible to all young people and that we have the guidance and resources available to facilitate this. This set of questions asks about difficulties you may have when doing a certain activity. If you prefer not to answer this question, you can skip to the next question.



Question	No, no difficulty		Yes, some difficulty		Yes, a lot of difficulty		Yes, I cannot do it at all.		Total
Do you have difficulty remembering or concentrating?	75.97%	177	18.88%	44	5.15%	12	0.00%	0	233

Disability - We would like to make sure that the Award is accessible to all young people and that we have the guidance and resources available to facilitate this. This set of questions asks about difficulties you may have when doing a certain activity. If you prefer not to answer this question, you can skip to the next question.



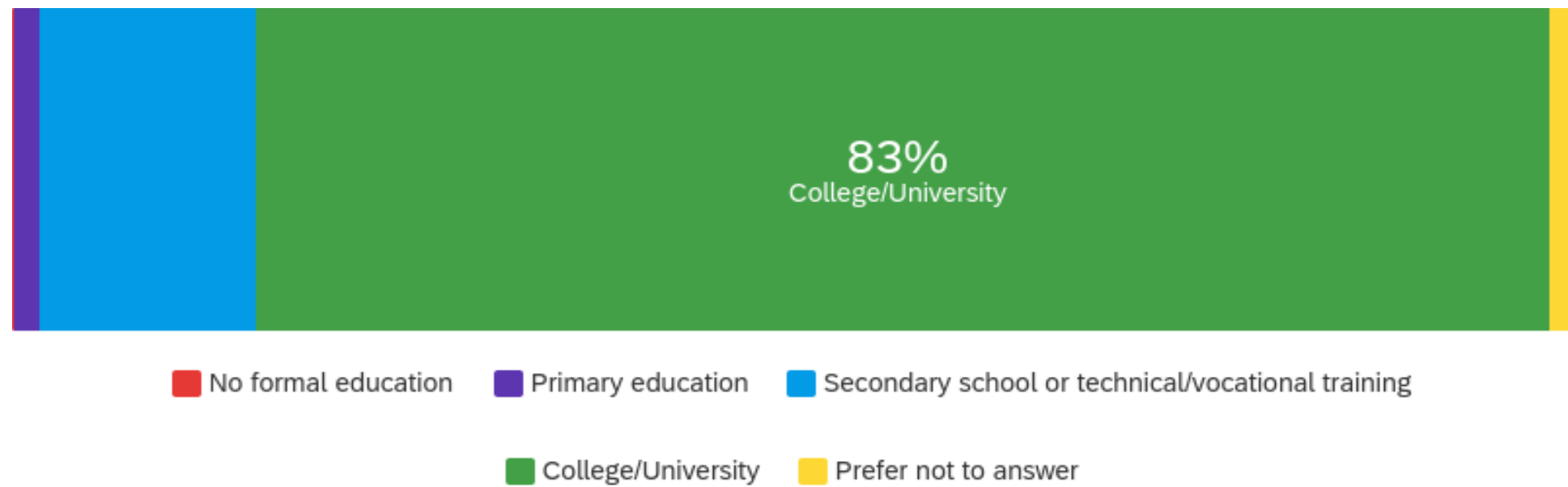
Question	No, no difficulty		Yes, some difficulty		Yes, a lot of difficulty		Yes, I cannot do it at all.		Total
Do you have difficulty (with self-care such as) washing all over or dressing?	97.42%	227	2.15%	5	0.43%	1	0.00%	0	233

Disability - We would like to make sure that the Award is accessible to all young people and that we have the guidance and resources available to facilitate this. This set of questions asks about difficulties you may have when doing a certain activity. If you prefer not to answer this question, you can skip to the next question.



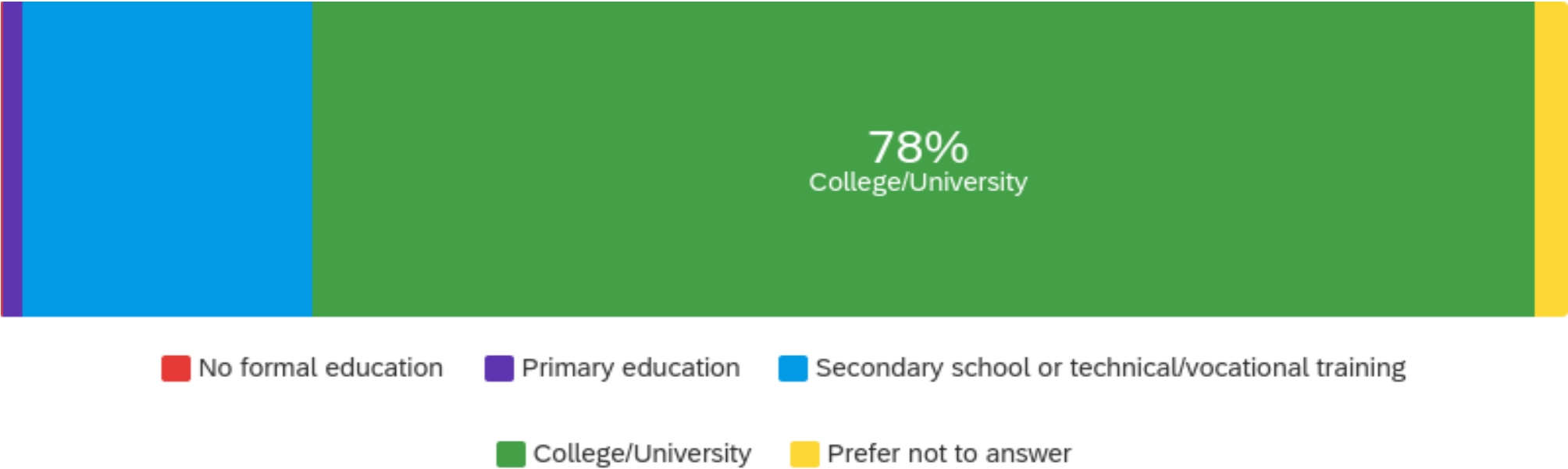
Question	No, no difficulty		Yes, some difficulty		Yes, a lot of difficulty		Yes, I cannot do it at all.		Total
Using your usual language, do you have difficulty communicating (for example, understanding, or being understood by others)?	90.99%	212	7.30%	17	1.72%	4	0.00%	0	233

Edu1P - What is the highest completed level of education of your first parent/guardian?



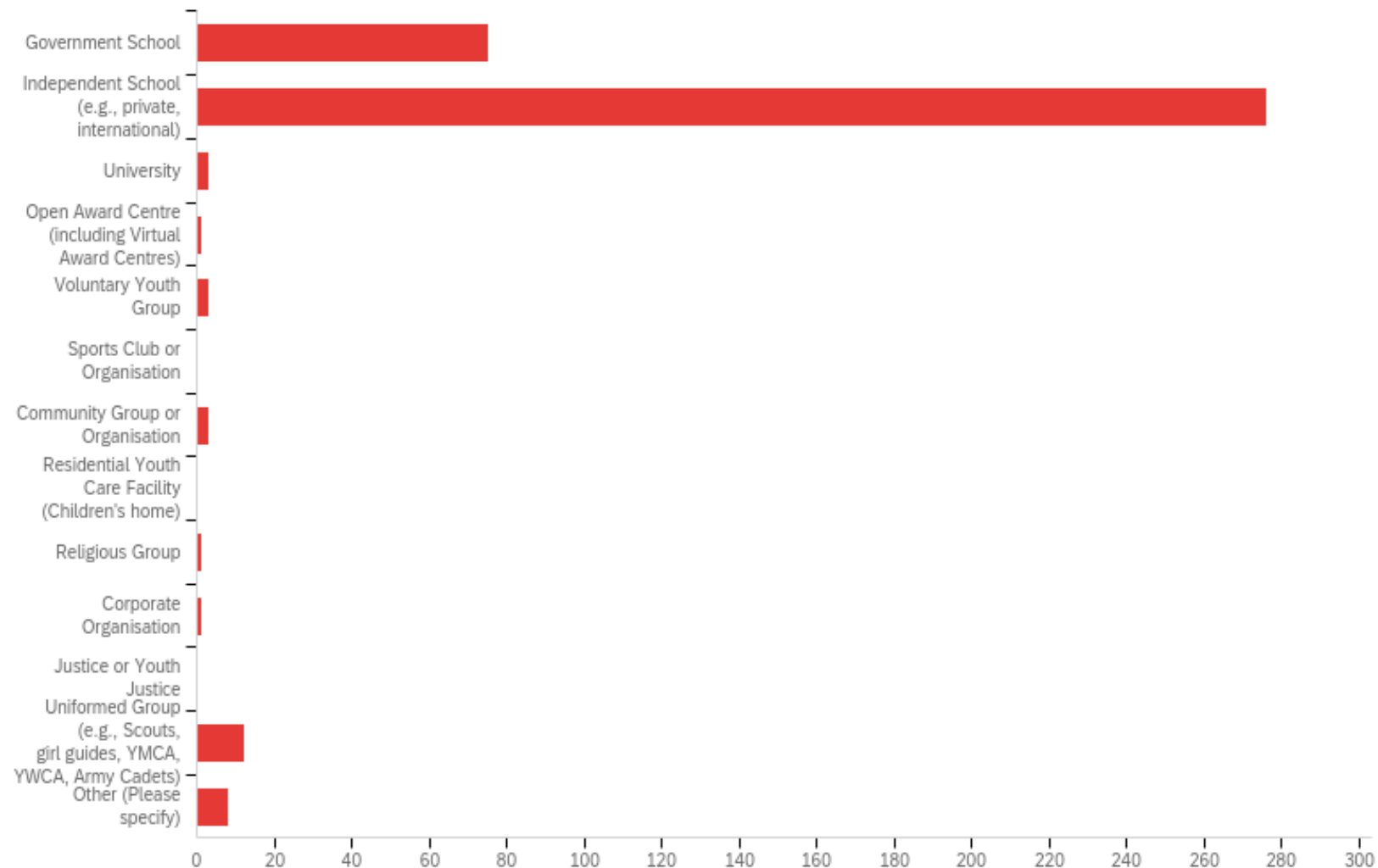
Answer	%	Count
No formal education	0.00%	0
Primary education	1.62%	4
Secondary school or technical/vocational training	13.77%	34
College/University	83.00%	205
Prefer not to answer	1.62%	4
Total	100%	247

Edu2P - What is the highest completed level of education of your second parent/guardian?



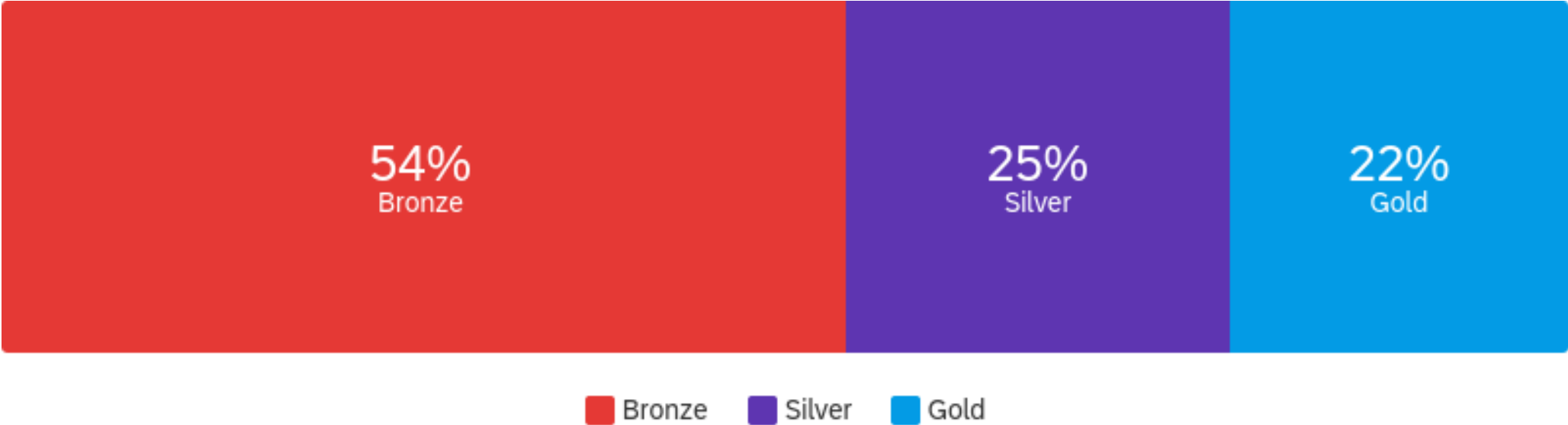
Answer	%	Count
No formal education	0.00%	0
Primary education	1.29%	3
Secondary school or technical/vocational training	18.53%	43
College/University	78.02%	181
Prefer not to answer	2.16%	5
Total	100%	232

AC Type - What is the type of your school/organisation?



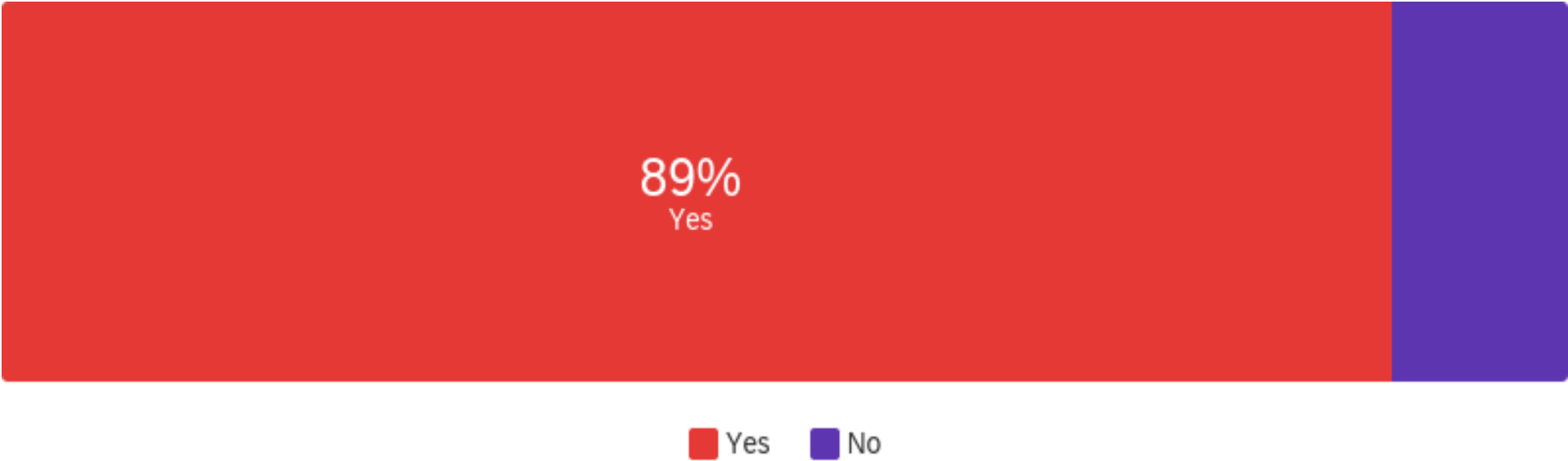
Answer	%	Count
Government School	19.58%	75
Independent School (e.g., private, international)	72.06%	276
University	0.78%	3
Open Award Centre (including Virtual Award Centres)	0.26%	1
Voluntary Youth Group	0.78%	3
Sports Club or Organisation	0.00%	0
Community Group or Organisation	0.78%	3
Residential Youth Care Facility (Children's home)	0.00%	0
Religious Group	0.26%	1
Corporate Organisation	0.26%	1
Justice or Youth Justice	0.00%	0
Uniformed Group (e.g., Scouts, girl guides, YMCA, YWCA, Army Cadets)	3.13%	12
Other (Please specify)	2.09%	8
Total	100%	383

AwardLevel - At what level of the Award are you currently taking part? (If you are not currently taking part in an Award, please choose the highest level of the Award you have previously completed)



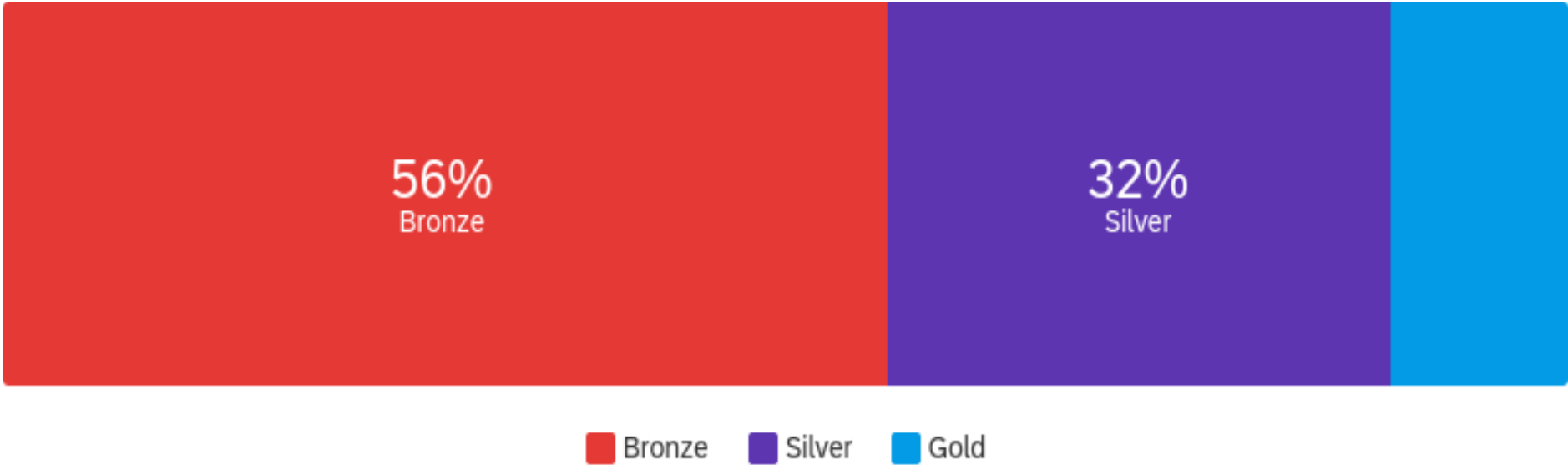
Answer	%	Count
Bronze	53.79%	206
Silver	24.54%	94
Gold	21.67%	83
Total	100%	383

PreviousAward - Have you completed any other levels of the Award before?



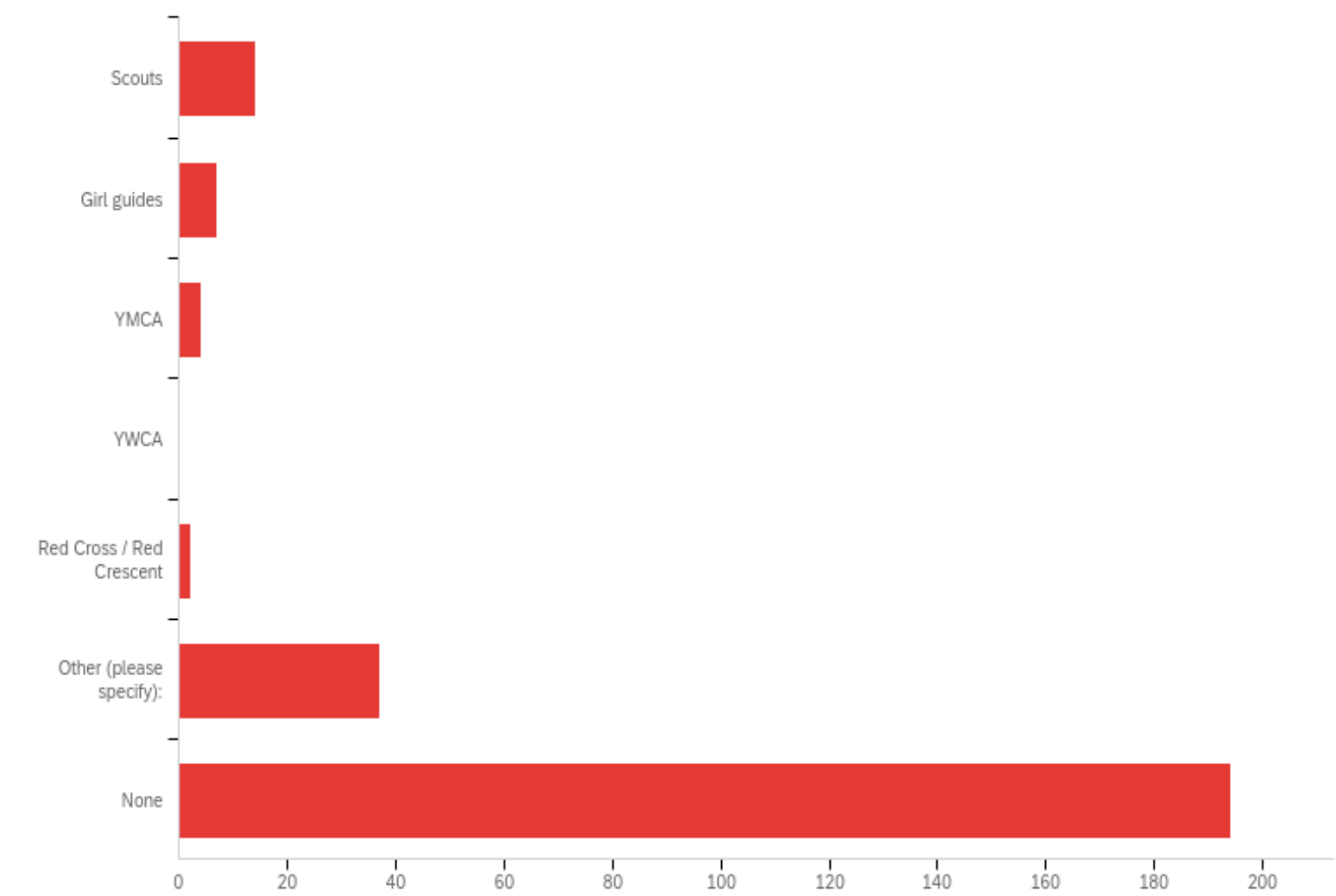
Answer	%	Count
Yes	88.70%	157
No	11.30%	20
Total	100%	177

LevelPreviousAward - Which level(/s) of the Award did you previously complete?



Answer	%	Count
Bronze	56.49%	148
Silver	32.06%	84
Gold	11.45%	30
Total	100%	262


OtherOrgs - Are you involved in any of the youth movements/organisations below? Please select all that apply.



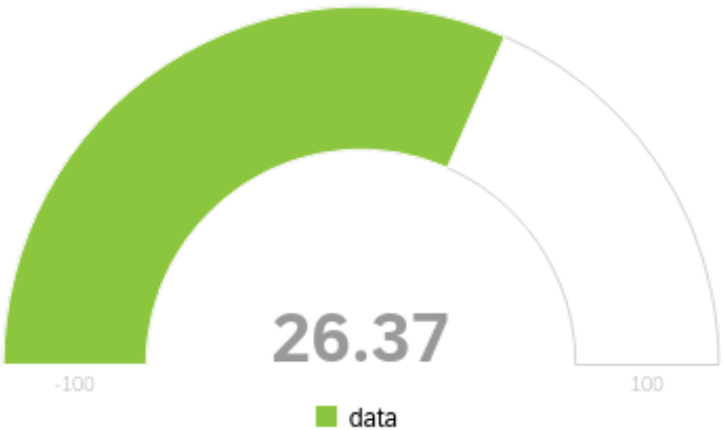
Answer	%	Count
Scouts	5.43%	14
Girl guides	2.71%	7
YMCA	1.55%	4
YWCA	0.00%	0
Red Cross / Red Crescent	0.78%	2
Other (please specify):	14.34%	37
None	75.19%	194
Total	100%	258

Results: Net Promoter Score

Recommend - On the scale from 0 to 10, how likely is it that you would recommend the Award to others?

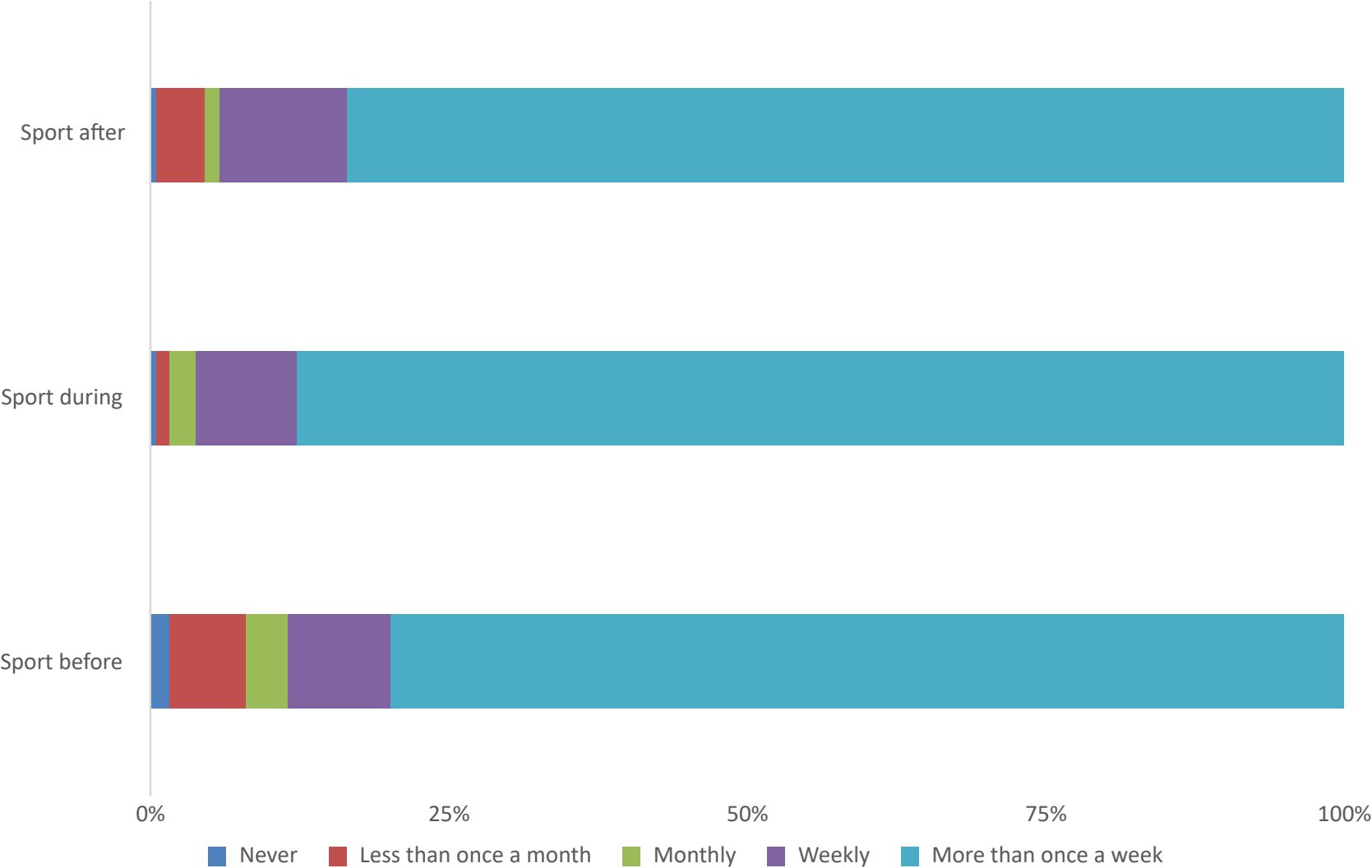


Detractor Passive Promoter



Results: Activation of the Award

Sport before, during and after the Award



SportBefore - Think back to before you began your award... Please indicate how often you took part in sports/exercise, in your own time (outside of any school curriculum activity), before you began your Award.

Answer	%	Count
Never	1.52%	4
Sometimes/ irregular activity (less than 1 hour per month)	6.46%	17
1 hour per month	0.76%	2
2 hours per month	2.66%	7
1 hour per week	8.75%	23
2 hours per week	12.55%	33
3 hours per week	12.93%	34
4 hours per week	17.49%	46
5 hours per week	10.27%	27
6 hours per week	6.08%	16
7 hours per week	7.98%	21
More than 7 hours per week Please specify:	12.55%	33
Total	100%	263

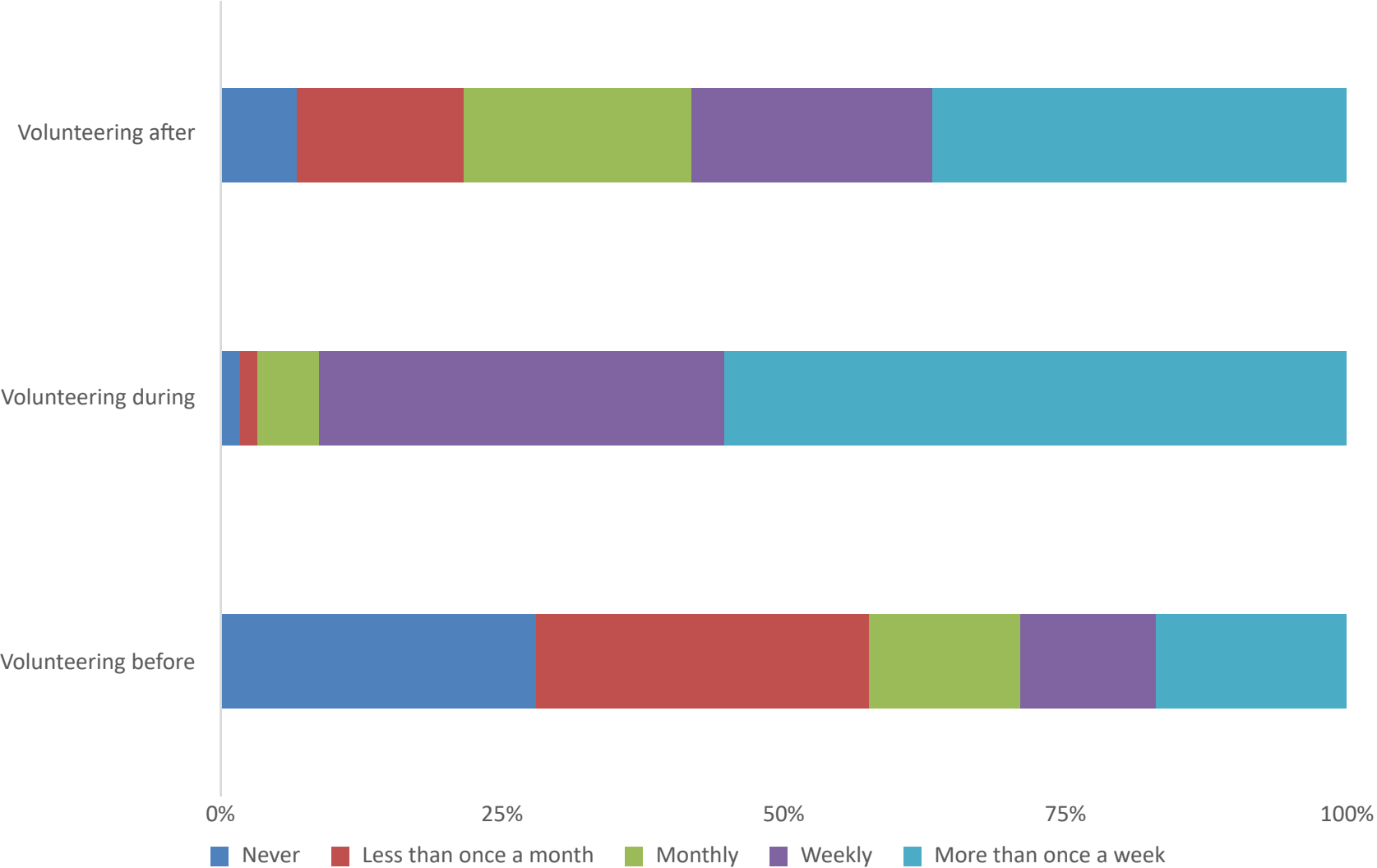
SportsDuring - Now think about during your Award... Please indicate how often you were taking part in sports / exercise, in your own time (outside of any school curriculum activity), while you were completing your Award.

Answer	%	Count
Never	0.38%	1
Sometimes/ irregular activity (less than 1 hour per month)	1.14%	3
1 hour per month	0.38%	1
2 hours per month	1.90%	5
1 hour per week	8.37%	22
2 hours per week	10.27%	27
3 hours per week	13.31%	35
4 hours per week	15.21%	40
5 hours per week	11.79%	31
6 hours per week	9.51%	25
7 hours per week	11.79%	31
More than 7 hours per week Please specify:	15.97%	42
Total	100%	263

SportsAfter - Now, think about when you're no longer taking part in the Award. Please indicate how often you plan to take part in sports / exercise after you complete your Award and are no longer taking part, in your own time (outside of any school curriculum activity).

Answer	%	Count
Never	0.38%	1
Sometimes/ irregular activity (less than 1 hour per month)	4.18%	11
1 hour per month	0.38%	1
2 hours per month	0.76%	2
1 hour per week	10.65%	28
2 hours per week	9.89%	26
3 hours per week	11.03%	29
4 hours per week	17.49%	46
5 hours per week	14.83%	39
6 hours per week	8.37%	22
7 hours per week	10.27%	27
More than 7 hours per week Please specify:	11.79%	31
Total	100%	263

Volunteering before, during and after the Award



VolBefore - Think back to before you began your Award... Please indicate how often you took part in volunteering, in your own time (outside of any school curriculum activity), before you began your Award.

Answer	%	Count
Never	27.95%	71
Sometimes/ irregular activity (less than 1 hour per month)	29.53%	75
1 hour per month	5.12%	13
2 hours per month	8.27%	21
1 hour per week	12.20%	31
2 hours per week	7.09%	18
3 hours per week	5.12%	13
4 hours per week	1.97%	5
5 hours per week	1.57%	4
6 hours per week	0.39%	1
7 hours per week	0.79%	2
More than 7 hours per week Please specify:	0.00%	0
Total	100%	254

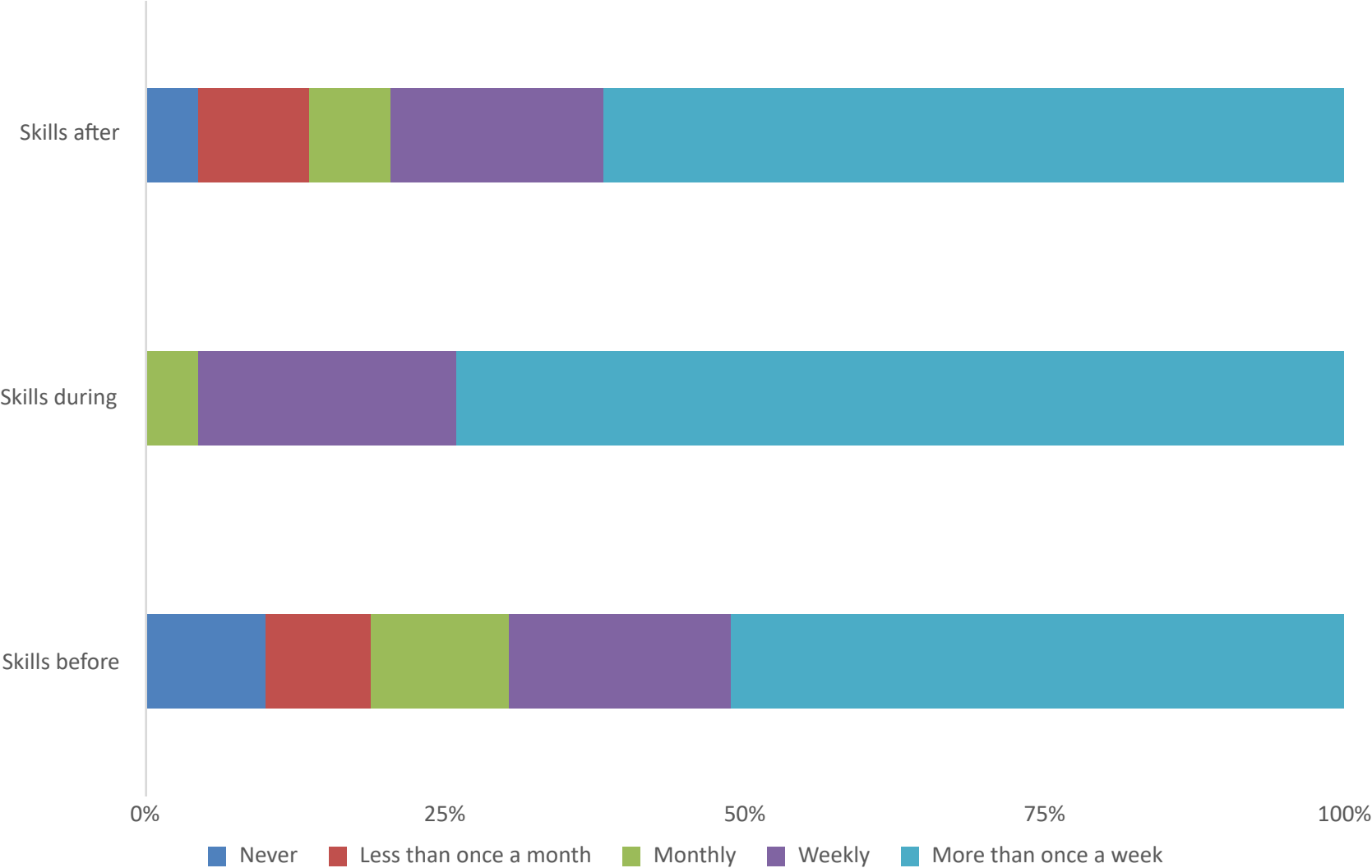
VolDuring - Now think about during your Award... Please indicate how often you were taking part in volunteering, in your own time (outside of any school curriculum activity), while you were completing your Award.

Answer	%	Count
Never	1.59%	4
Sometimes/ irregular activity (less than 1 hour per month)	1.59%	4
1 hour per month	1.20%	3
2 hours per month	4.38%	11
1 hour per week	35.86%	90
2 hours per week	26.29%	66
3 hours per week	15.14%	38
4 hours per week	7.17%	18
5 hours per week	3.19%	8
6 hours per week	0.80%	2
7 hours per week	1.99%	5
More than 7 hours per week Please specify:	0.80%	2
Total	100%	251

VolAfter - Now, think about when you’re no longer taking part in the Award. Please indicate how often you plan to take part in volunteering after you complete your Award and are no longer taking part, in your own time (outside of any school curriculum activity).

Answer	%	Count
Never	6.75%	17
Sometimes/ irregular activity (less than 1 hour per month)	14.68%	37
1 hour per month	9.13%	23
2 hours per month	11.11%	28
1 hour per week	21.43%	54
2 hours per week	14.68%	37
3 hours per week	9.13%	23
4 hours per week	5.56%	14
5 hours per week	3.17%	8
6 hours per week	1.19%	3
7 hours per week	2.38%	6
More than 7 hours per week (please specify)	0.79%	2
Total	100%	252

Skills before, during and after the Award



SkillBefore - Think back to before you began your Award... Please indicate how often you took part in practising your selected skill for the Award, in your own time (outside of any school curriculum activity), before you began your Award.

Answer	%	Count
Never	10.00%	25
Sometimes/ irregular activity (less than 1 hour per month)	8.80%	22
1 hour per month	2.80%	7
2 hours per month	8.80%	22
1 hour per week	18.40%	46
2 hours per week	12.40%	31
3 hours per week	13.60%	34
4 hours per week	9.20%	23
5 hours per week	3.20%	8
6 hours per week	4.00%	10
7 hours per week	5.60%	14
More than 7 hours per week Please specify:	3.20%	8
Total	100%	250

SkillDuring - Now think about during your Award... Please indicate how often you were taking part in practising your selected skill for the Award, in your own time (outside of any school curriculum activity), while you were completing your Award.

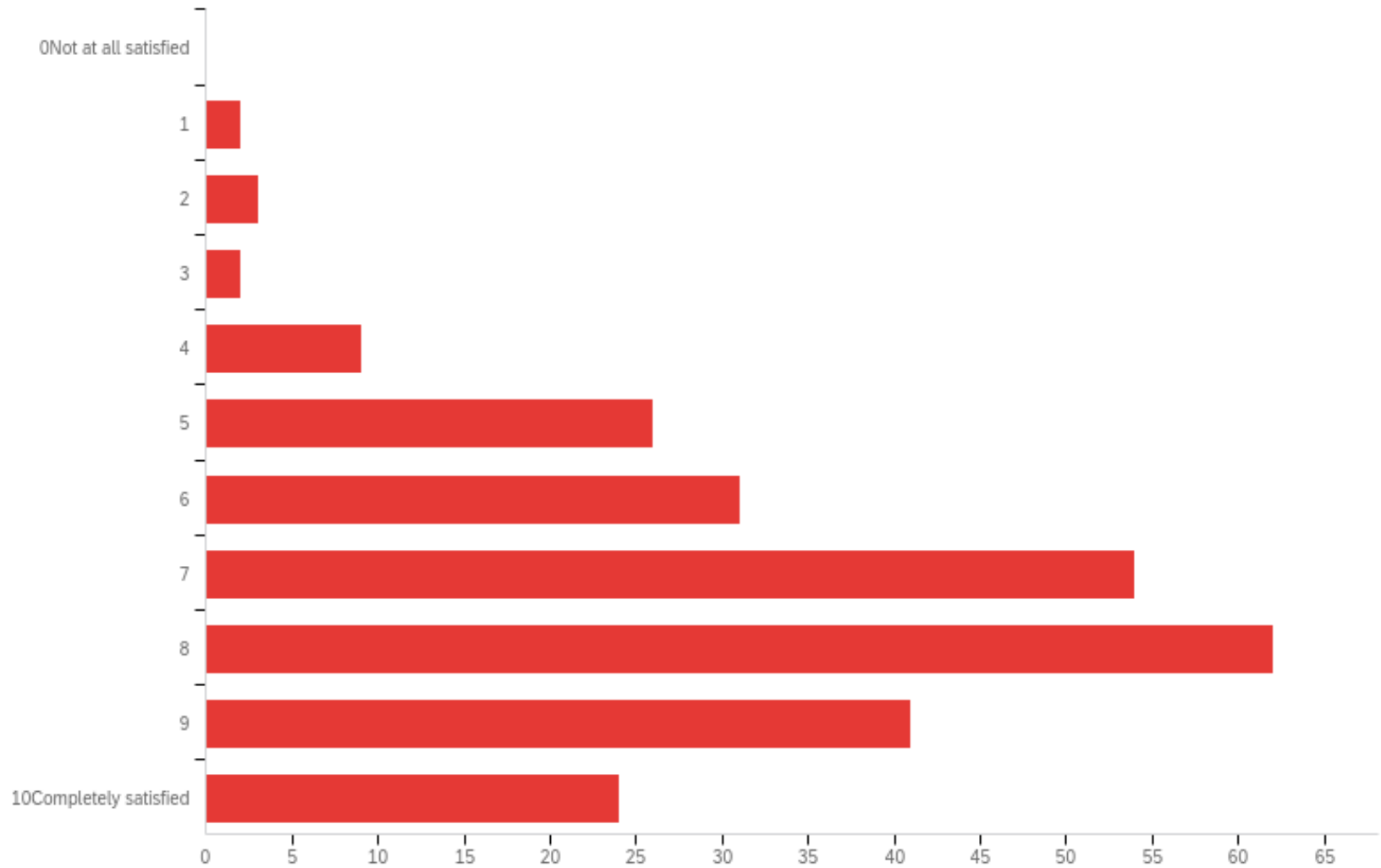
Answer	%	Count
Never	0.00%	0
Sometimes/ irregular activity (less than 1 hour per month)	0.00%	0
1 hour per month	1.59%	4
2 hours per month	2.79%	7
1 hour per week	21.51%	54
2 hours per week	19.52%	49
3 hours per week	15.94%	40
4 hours per week	14.34%	36
5 hours per week	5.98%	15
6 hours per week	6.77%	17
7 hours per week	6.77%	17
More than 7 hours per week Please specify:	4.78%	12
Total	100%	251

SkillAfter - Now, think about when you're no longer taking part in the Award. Please indicate how often you plan to take part in skills practice after you complete your Award and are no longer taking part, in your own time (outside of any school curriculum activity).

Answer	%	Count
Never	4.42%	11
Sometimes/ irregular activity (less than 1 hour per month)	9.24%	23
1 hour per month	2.81%	7
2 hours per month	4.02%	10
1 hour per week	17.67%	44
2 hours per week	14.46%	36
3 hours per week	16.47%	41
4 hours per week	12.05%	30
5 hours per week	3.21%	8
6 hours per week	4.42%	11
7 hours per week	6.43%	16
More than 7 hours per week Please specify:	4.82%	12
Total	100%	249

Results: Achievements of the Award

Wellbeing - Overall, how satisfied are you with your life nowadays? (0 = Not at all, 10 = Completely)



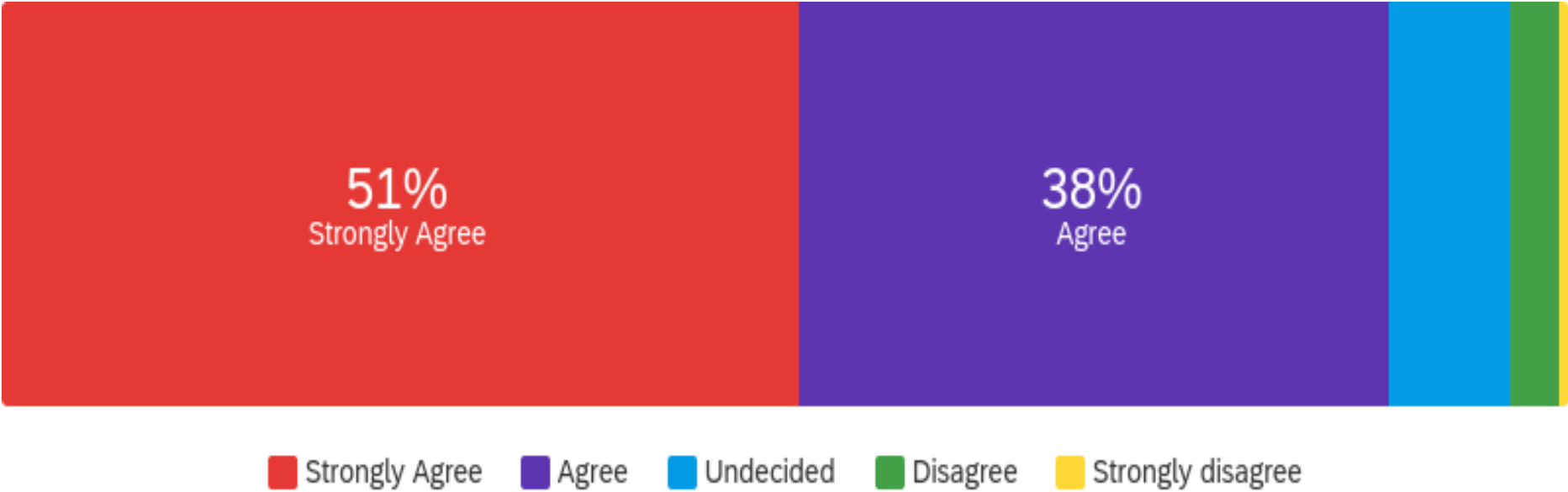
Answer	%	Count
0 Not at all satisfied	0.00%	0
1	0.79%	2
2	1.18%	3
3	0.79%	2
4	3.54%	9
5	10.24%	26
6	12.20%	31
7	21.26%	54
8	24.41%	62
9	16.14%	41
10 Completely satisfied	9.45%	24
Total	100%	254

Experience Matrix - Reflecting on your Award experience... For the following questions, please rate your response to the given statement on the scale from strongly agree to strongly disagree.



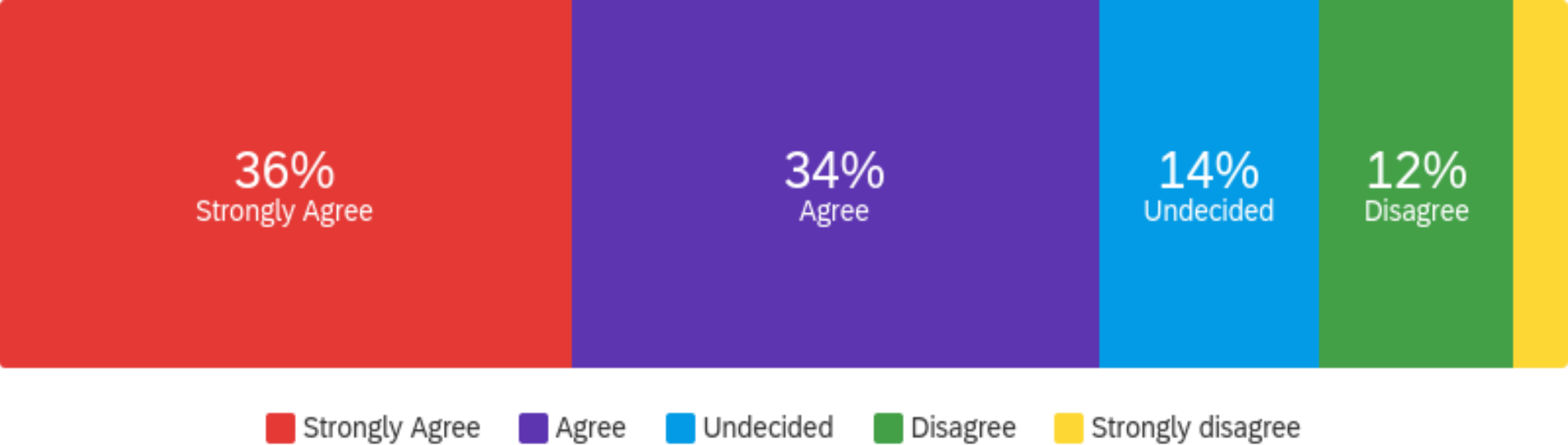
Question	Strongly Agree		Agree		Undecided		Disagree		Strongly disagree		Total
Through taking part in the Award, I tried something new.	60.77%	189	32.48%	101	3.22%	10	2.25%	7	1.29%	4	311

Experience Matrix - Reflecting on your Award experience... For the following questions, please rate your response to the given statement on the scale from strongly agree to strongly disagree.



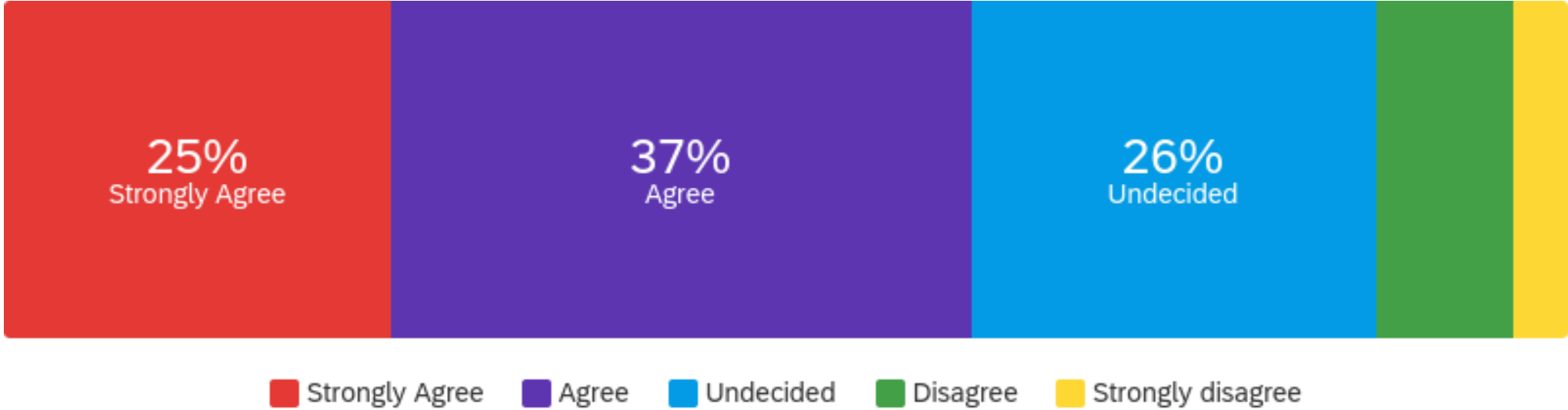
Question	Strongly Agree		Agree		Undecided		Disagree		Strongly disagree		Total
The Award has challenged me.	50.80%	158	37.62%	117	7.72%	24	3.22%	10	0.64%	2	311

Experience Matrix - Reflecting on your Award experience... For the following questions, please rate your response to the given statement on the scale from strongly agree to strongly disagree.



Question	Strongly Agree		Agree		Undecided		Disagree		Strongly disagree		Total
I have made new friends through participating in the Award.	36.48%	112	33.55%	103	14.01%	43	12.38%	38	3.58%	11	307

Experience Matrix - Reflecting on your Award experience... For the following questions, please rate your response to the given statement on the scale from strongly agree to strongly disagree.



Question	Strongly Agree		Agree		Undecided		Disagree		Strongly disagree		Total
Through participating in the Award, I now feel that I am a part of my local community.	24.68%	76	37.01%	114	25.97%	80	8.77%	27	3.57%	11	308

Results: Administration of the Award

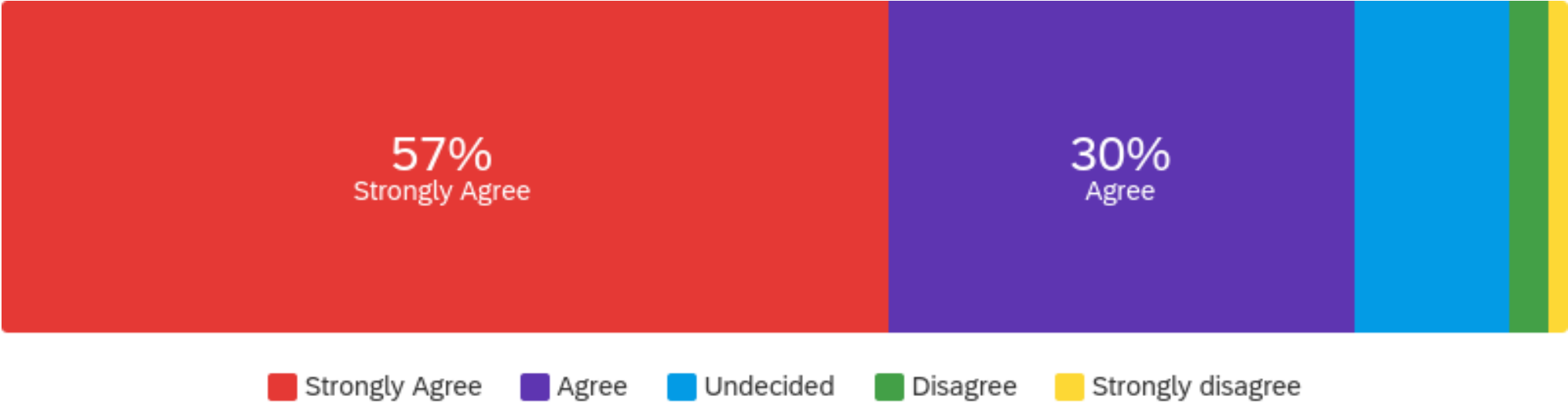
ComfortableAL - I feel comfortable contacting my Award Leader/ a member of staff in the Award team at my school/organisation when I have a problem with my Award programme.



Strongly Agree Agree Undecided Disagree Strongly disagree

Answer	%	Count
Strongly Agree	62.09%	190
Agree	31.70%	97
Undecided	3.92%	12
Disagree	0.98%	3
Strongly disagree	1.31%	4
Total	100%	306

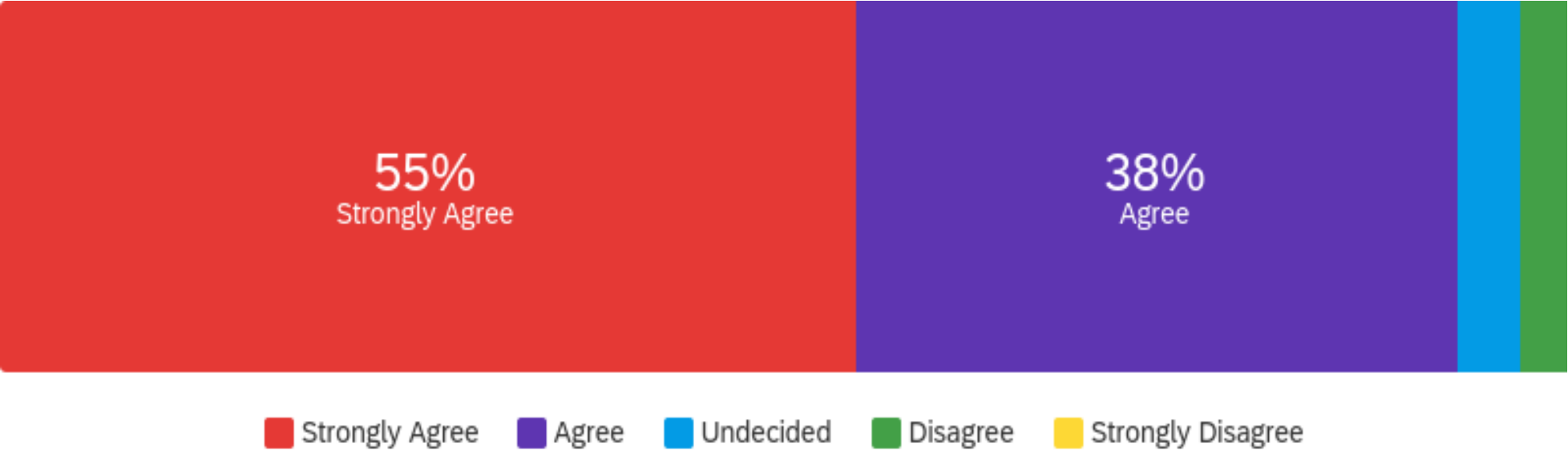
ALSupports - My Award Leader supports and encourages me.



Answer	%	Count
Strongly Agree	56.54%	173
Agree	29.74%	91
Undecided	9.80%	30
Disagree	2.61%	8
Strongly disagree	1.31%	4
Total	100%	306

TakePart Matrix - These questions are about taking part in the Award at your Award Centre

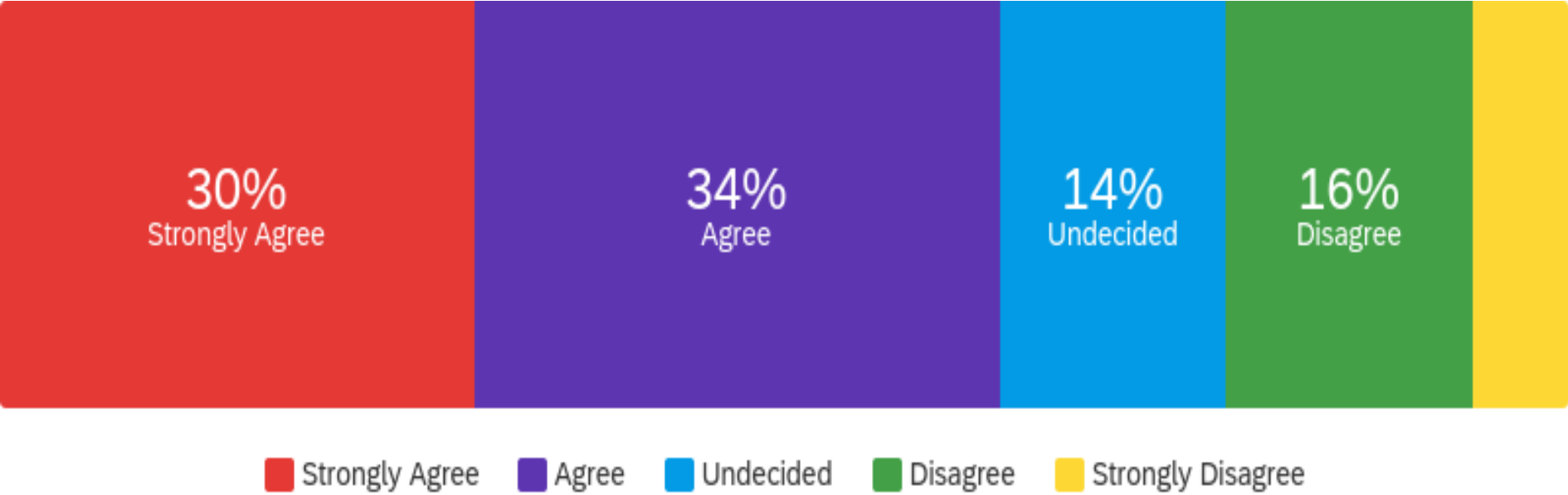
Please rate your response to the given statements on the scale from strongly agree to strongly disagree.



Question	Strongly Agree		Agree		Undecided		Disagree		Strongly Disagree		Total
When I decided to take part in the Award, I was told about how the Award works and what I needed to do to complete the Award (including how to log my Award activities on the Online Record Book/in my activity log book).	54.58%	161	38.31%	113	4.07%	12	3.05%	9	0.00%	0	295

TakePart Matrix - These questions are about taking part in the Award at your Award Centre

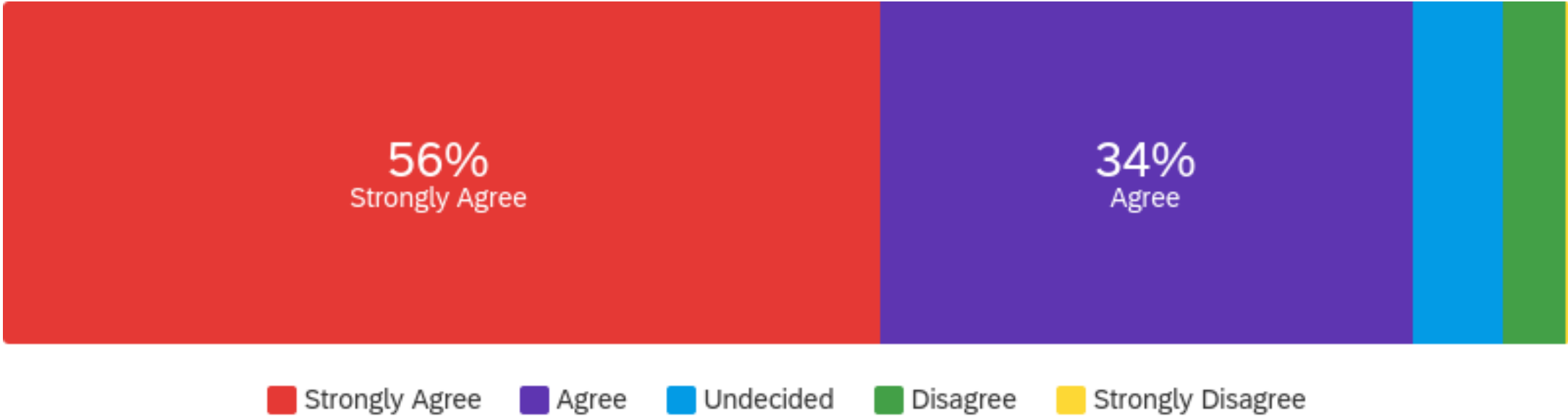
Please rate your response to the given statements on the scale from strongly agree to strongly disagree.



Question	Strongly Agree		Agree		Undecided		Disagree		Strongly Disagree		Total
I review my progress and achievements through the Award regularly with my Award Leader.	30.14%	88	33.56%	98	14.38%	42	15.75%	46	6.16%	18	292

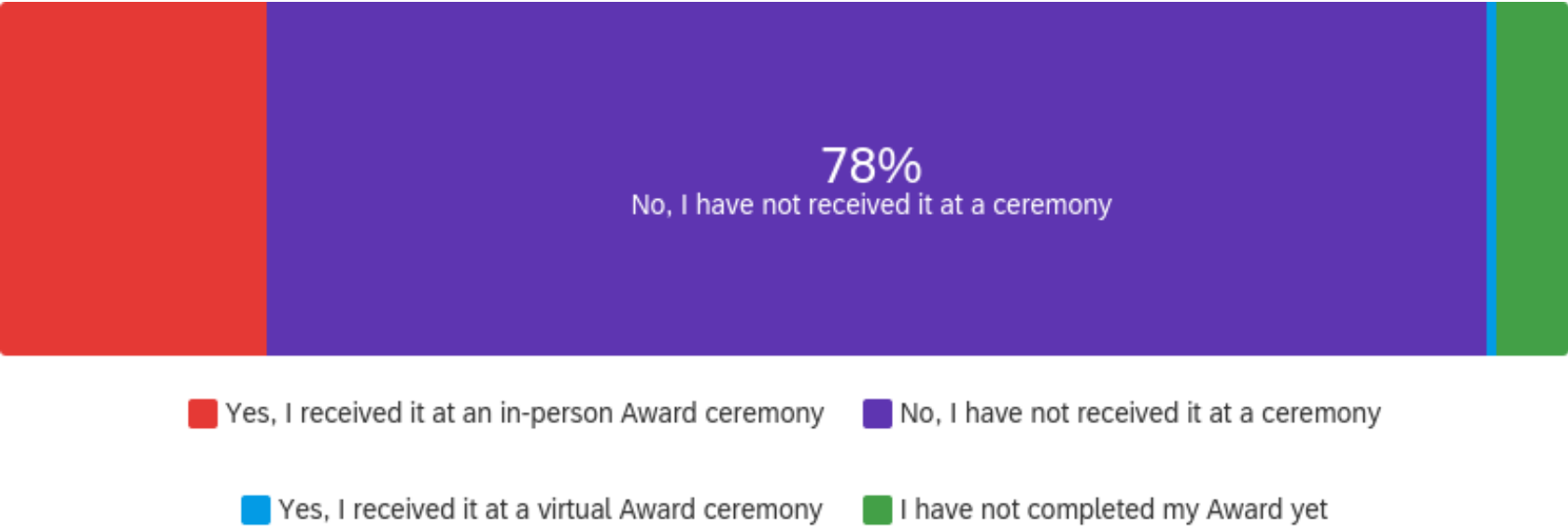
TakePart Matrix - These questions are about taking part in the Award at your Award Centre

Please rate your response to the given statements on the scale from strongly agree to strongly disagree.



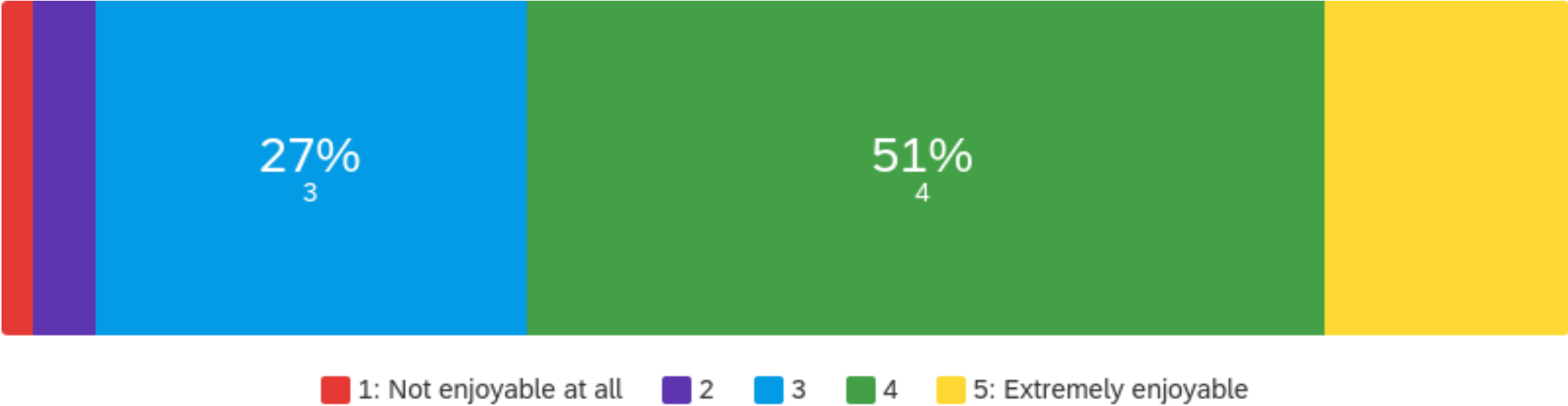
Question	Strongly Agree		Agree		Undecided		Disagree		Strongly Disagree		Total
I believe there are enough different activities to choose from and take part in locally, for each section of the Award.	55.93%	165	33.90%	100	5.76%	17	4.07%	12	0.34%	1	295

Been to ceremony? - In the past 12 months, did you received a Bronze, Silver or Gold Award at an Award ceremony?



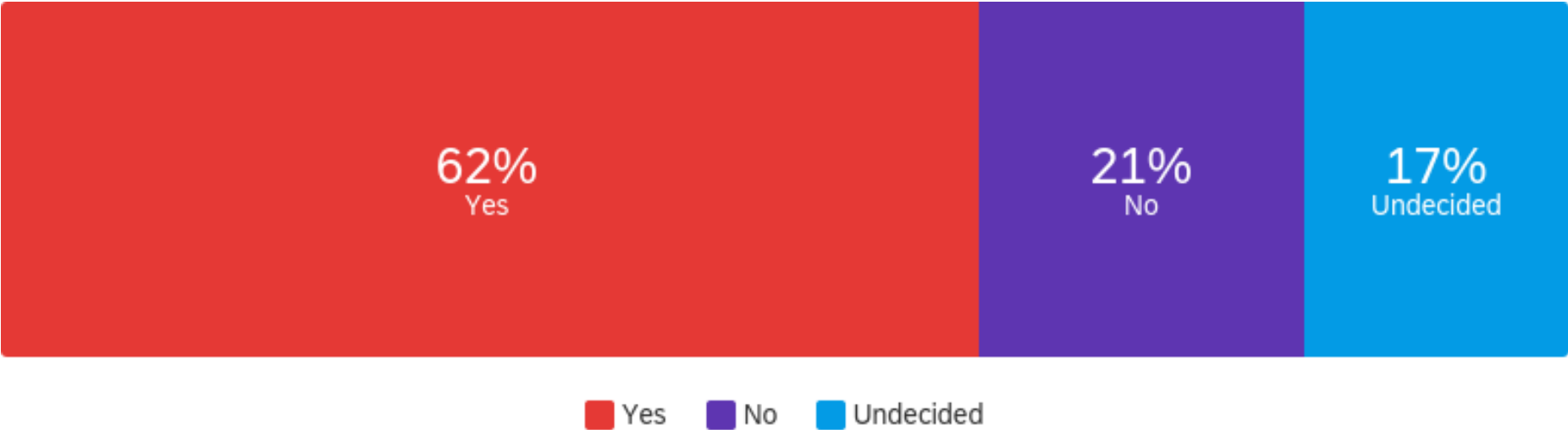
Answer	%	Count
Yes, I received it at an in-person Award ceremony	16.95%	50
No, I have not received it at a ceremony	77.63%	229
Yes, I received it at a virtual Award ceremony	0.68%	2
I have not completed my Award yet	4.75%	14
Total	100%	295

Ceremonies1to5 - On a scale of 1 to 5, how enjoyable did you find the Award ceremony?
(1 = Not at all, 5 = Extremely enjoyable)



Answer	%	Count
1: Not enjoyable at all	1.96%	1
2	3.92%	2
3	27.45%	14
4	50.98%	26
5: Extremely enjoyable	15.69%	8
Total	100%	51

PlanContinue - Are you planning to continue to the next level of the Award?



Answer	%	Count
Yes	62.29%	147
No	20.76%	49
Undecided	16.95%	40
Total	100%	236

Results: Aspirations of the Award

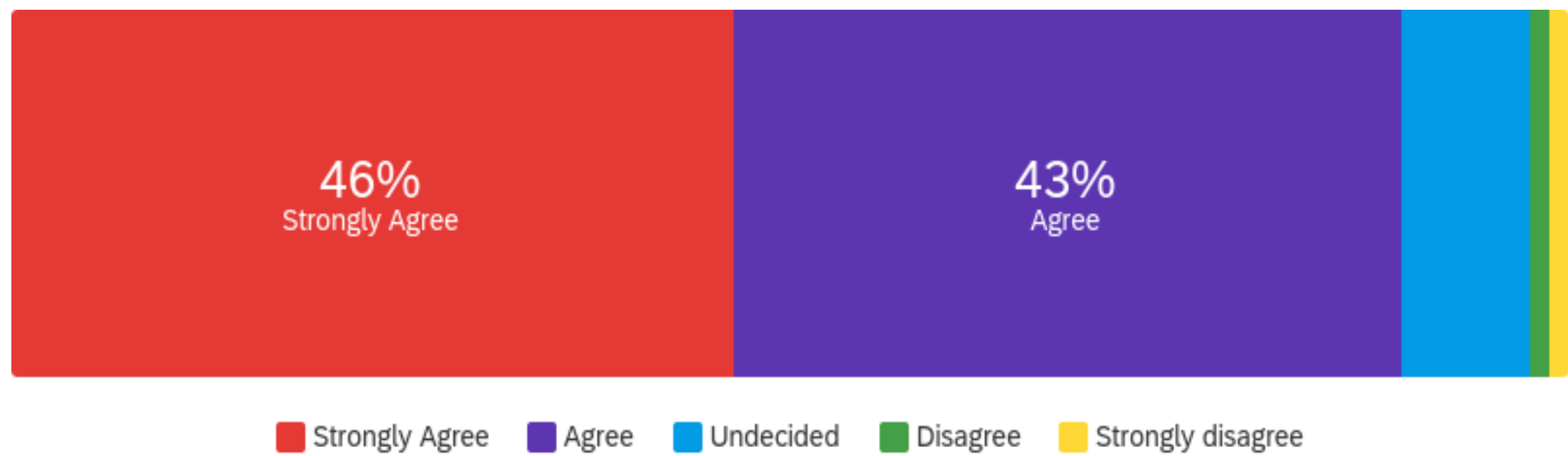
CanPartic - Do you think that everyone aged 14-24 in your school/organisation has the opportunity to take part in the Award if they want to?



Yes No I don't know

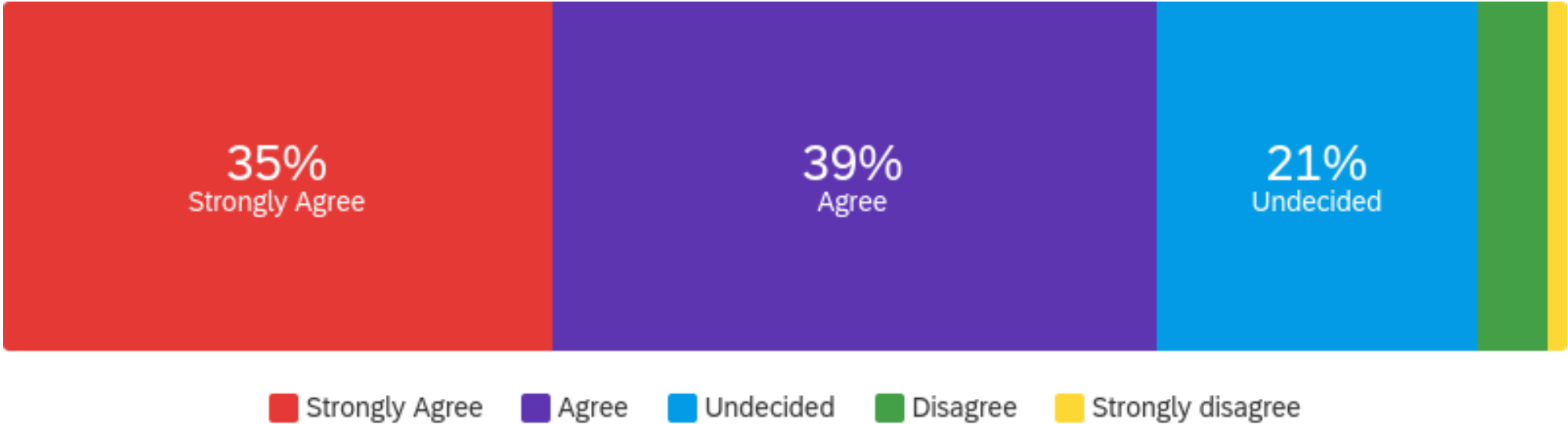
Answer	%	Count
Yes	84.85%	252
No	8.08%	24
I don't know	7.07%	21
Total	100%	297

Experience Matrix - Reflecting on your Award experience... For the following questions, please rate your response to the given statement on the scale from strongly agree to strongly disagree.



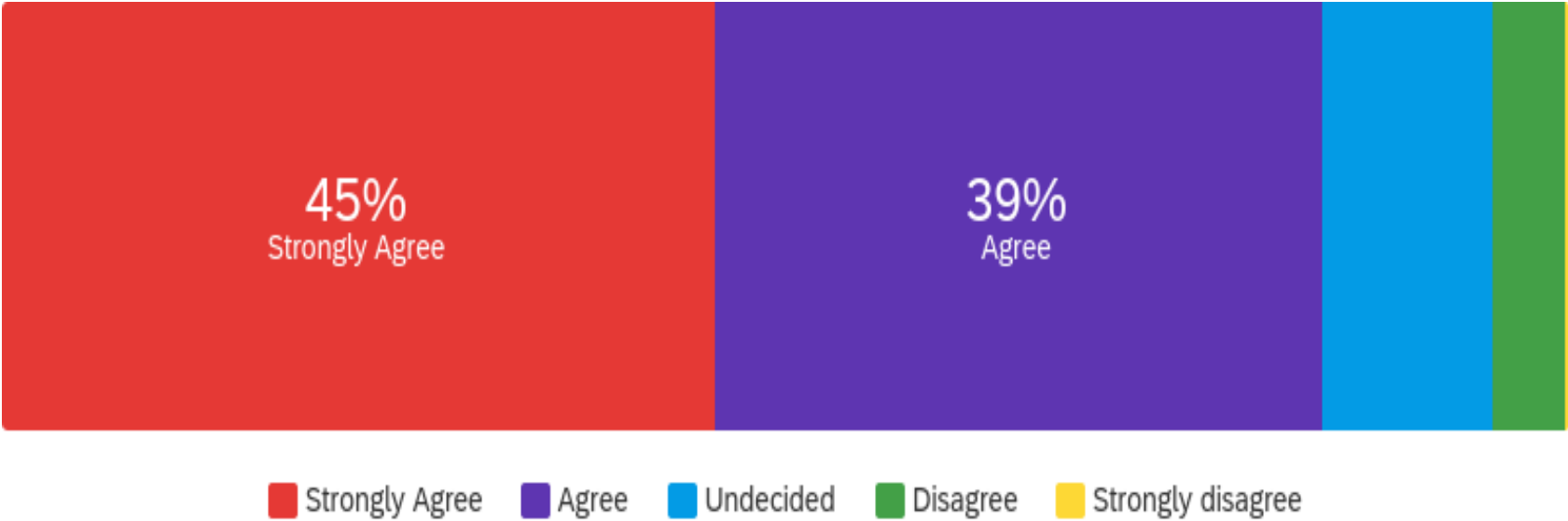
Question	Strongly Agree		Agree		Undecided		Disagree		Strongly disagree		Total
I have enjoyed doing my Award.	46.30%	144	42.77%	133	8.36%	26	1.29%	4	1.29%	4	311

Experience Matrix - Reflecting on your Award experience... For the following questions, please rate your response to the given statement on the scale from strongly agree to strongly disagree.



Question	Strongly Agree		Agree		Undecided		Disagree		Strongly disagree		Total
The Award has inspired me.	35.05%	109	38.59%	120	20.58%	64	4.50%	14	1.29%	4	311

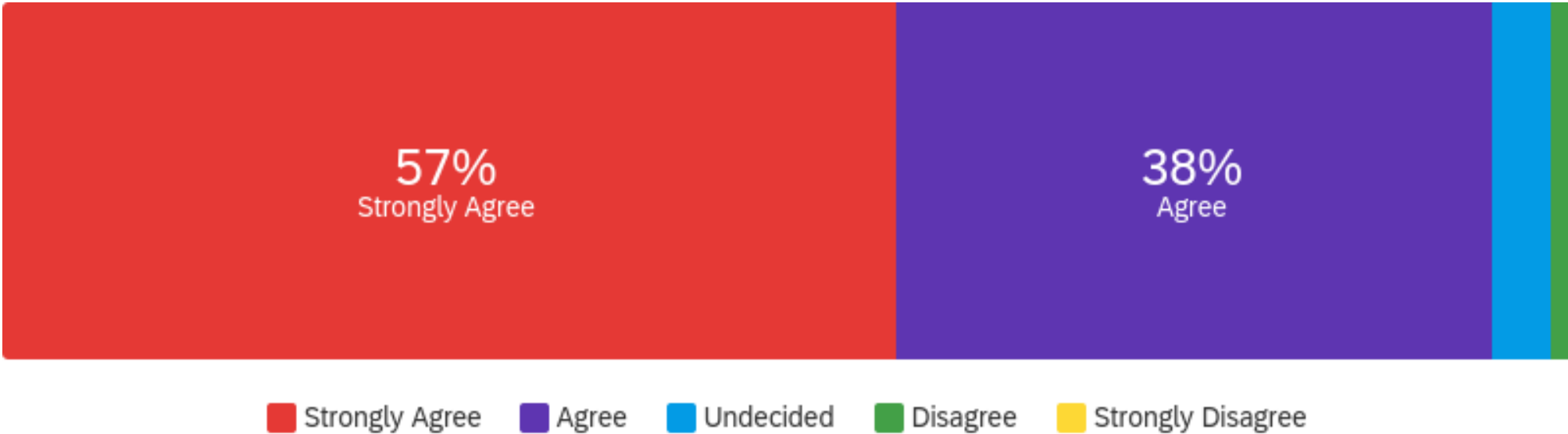
NonCompet - I feel the Award is non-competitive. (Being 'non-competitive' would mean that within the Award you don't compete with your peers, but challenge yourself according to your abilities. It would mean that although there may be some competition between yourself and your peers in your activities, this competition does not affect your ability to achieve your Award.)



Answer	%	Count
Strongly Agree	45.45%	135
Agree	38.72%	115
Undecided	10.77%	32
Disagree	4.71%	14
Strongly disagree	0.34%	1
Total	100%	297

TakePart Matrix - These questions are about taking part in the Award at your Award Centre

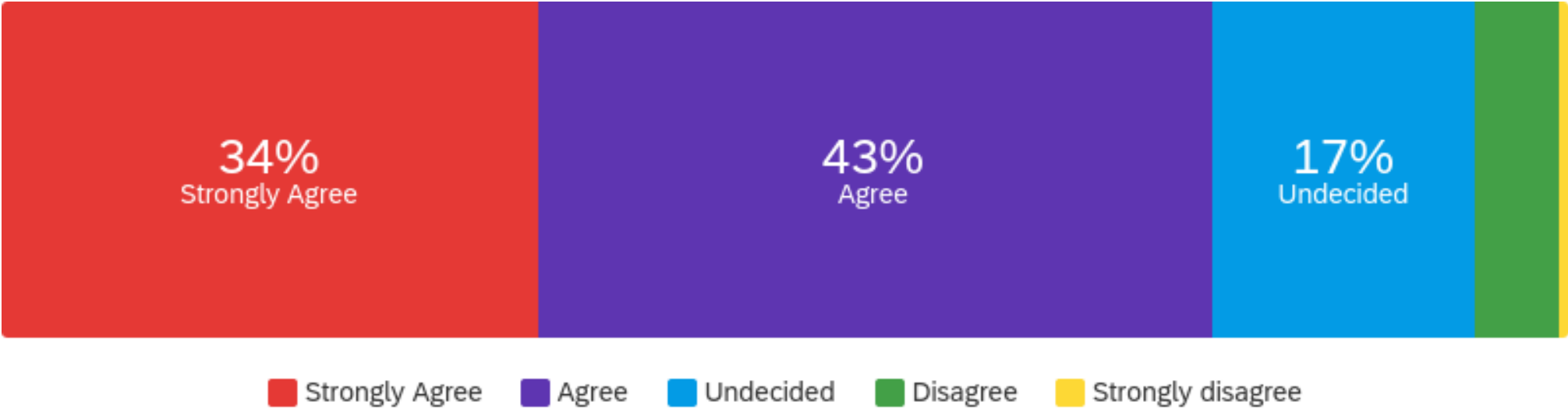
Please rate your response to the given statements on the scale from strongly agree to strongly disagree.



Question	Strongly Agree		Agree		Undecided		Disagree		Strongly Disagree		Total
I plan my own programme and make choices about my Award activities.	57.00%	167	37.88%	111	3.75%	11	1.37%	4	0.00%	0	293

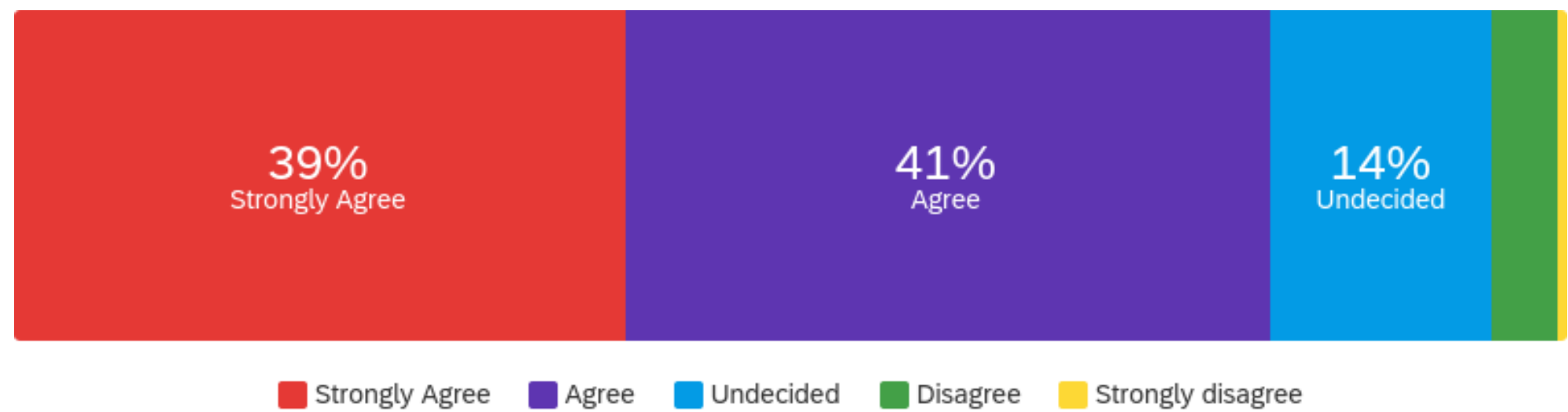
Results: Award Outcomes

Outcomes Matrix - We would like to understand how the Award has supported your personal development. Please rate your response to the given statements on the scale from strongly agree to strongly disagree. As a result of doing the Award;



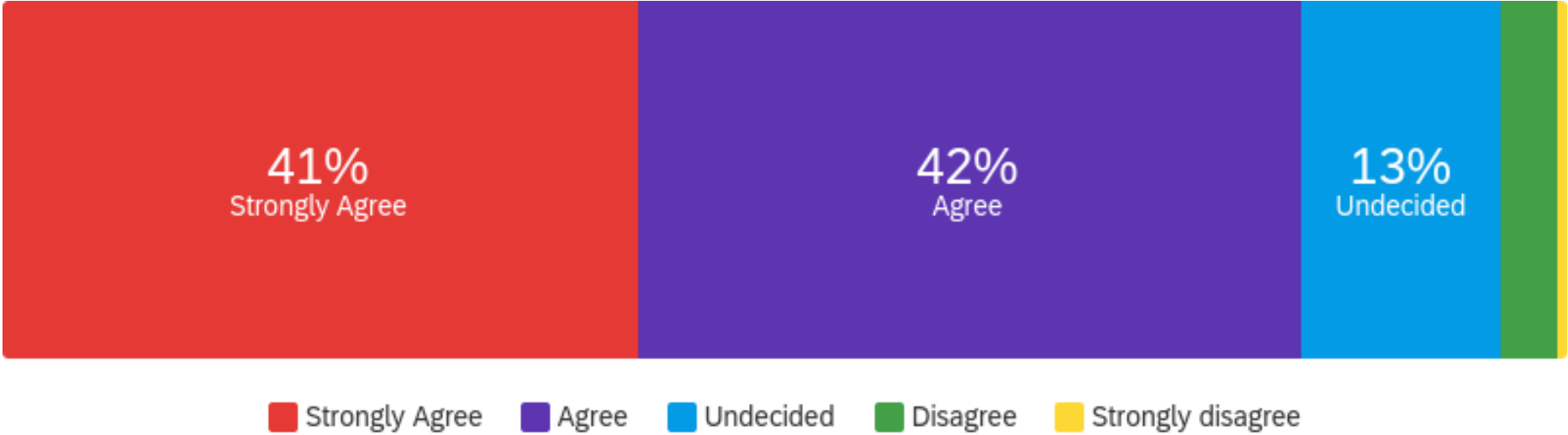
Question	Strongly Agree		Agree		Undecided		Disagree		Strongly disagree		Total
I feel more confident.	34.18%	94	42.91%	118	16.73%	46	5.45%	15	0.73%	2	275

Outcomes Matrix - We would like to understand how the Award has supported your personal development. Please rate your response to the given statements on the scale from strongly agree to strongly disagree. As a result of doing the Award;



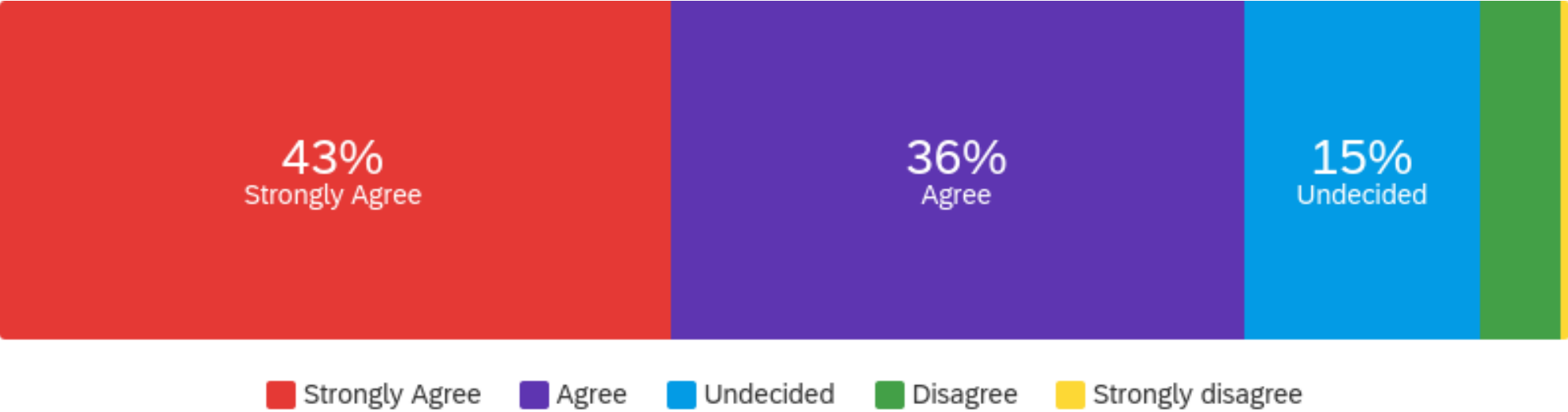
Question	Strongly Agree		Agree		Undecided		Disagree		Strongly disagree		Total
I feel more determined.	39.27%	108	41.45%	114	14.18%	39	4.36%	12	0.73%	2	275

Outcomes Matrix - We would like to understand how the Award has supported your personal development. Please rate your response to the given statements on the scale from strongly agree to strongly disagree. As a result of doing the Award;



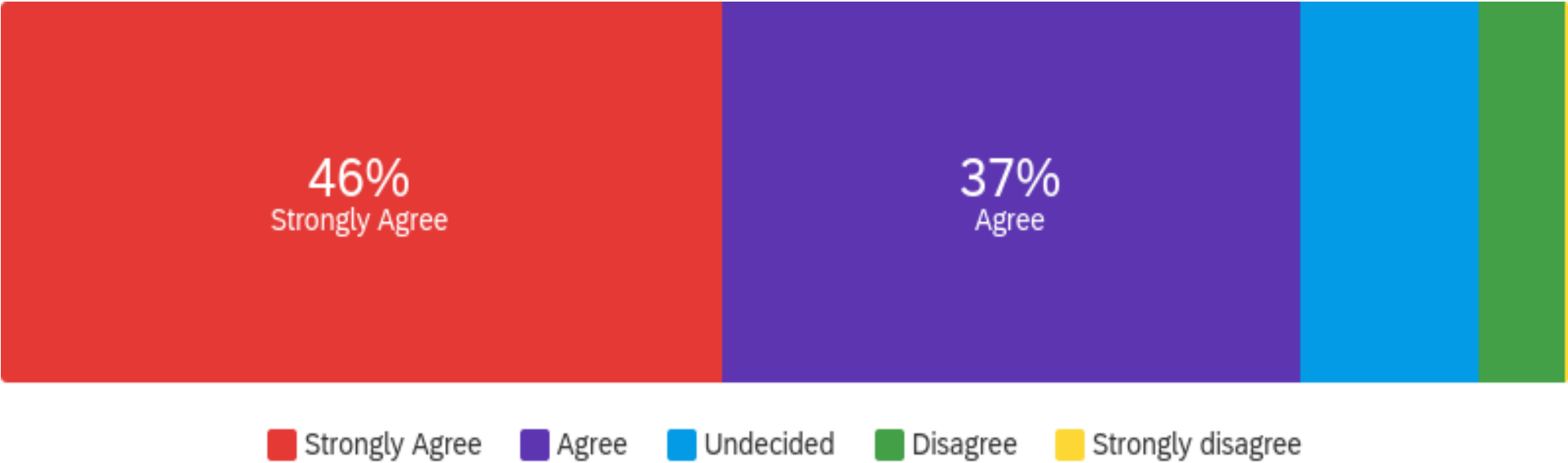
Question	Strongly Agree		Agree		Undecided		Disagree		Strongly disagree		Total
I am more resilient.	40.51%	111	42.34%	116	12.77%	35	3.65%	10	0.73%	2	274

Outcomes Matrix - We would like to understand how the Award has supported your personal development. Please rate your response to the given statements on the scale from strongly agree to strongly disagree. As a result of doing the Award;



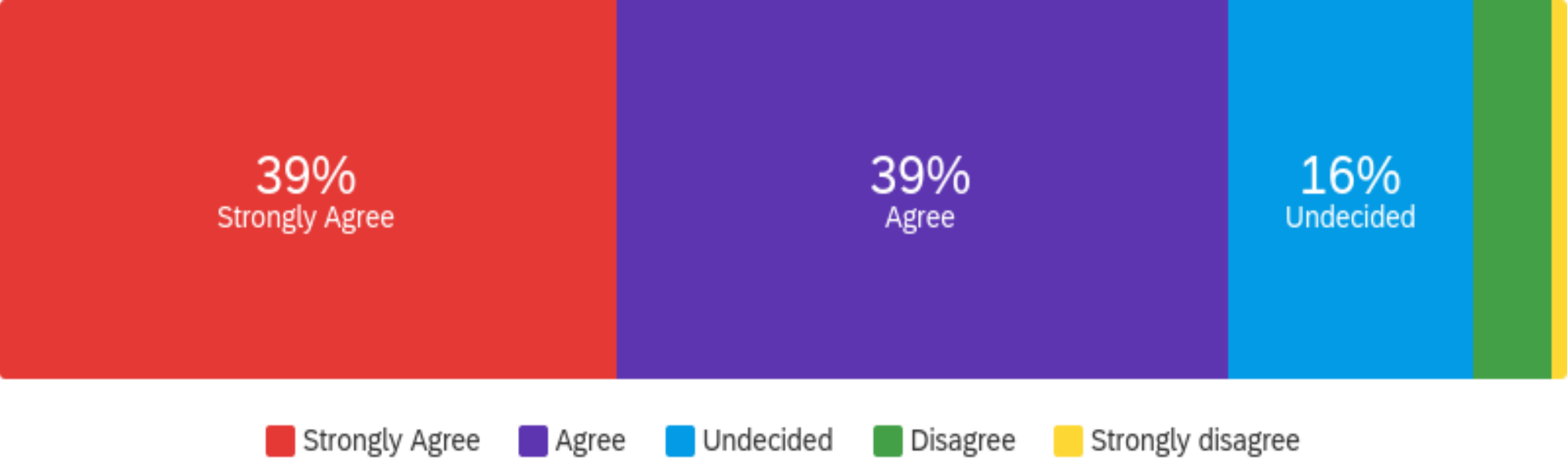
Question	Strongly Agree		Agree		Undecided		Disagree		Strongly disagree		Total
I now see challenges as opportunities to develop.	42.70%	117	36.50%	100	14.96%	41	5.11%	14	0.73%	2	274

Outcomes Matrix - We would like to understand how the Award has supported your personal development. Please rate your response to the given statements on the scale from strongly agree to strongly disagree. As a result of doing the Award;



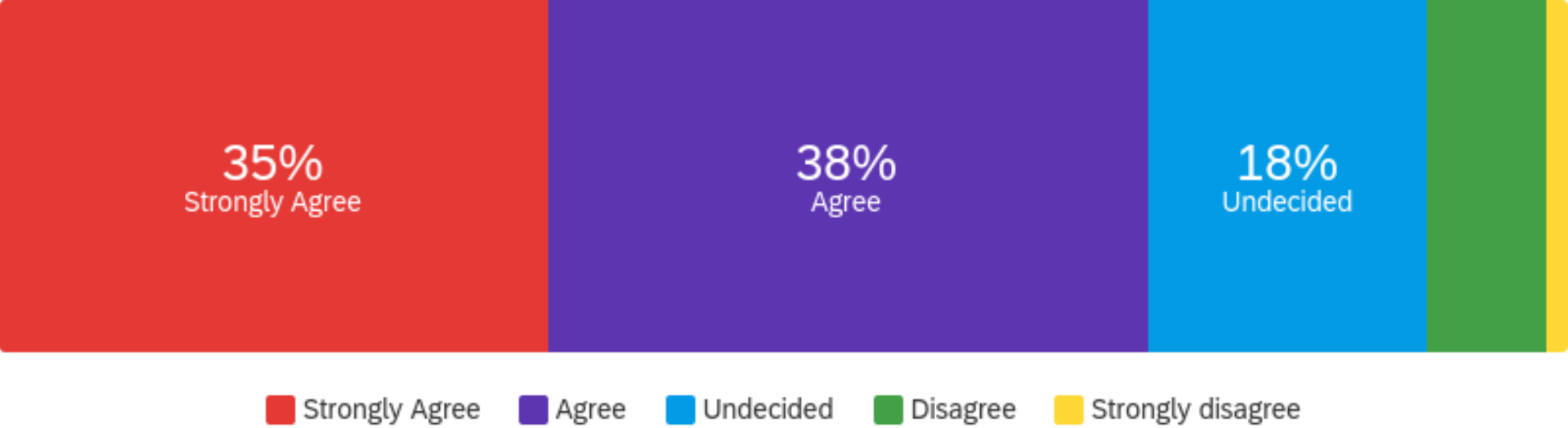
Question	Strongly Agree		Agree		Undecided		Disagree		Strongly disagree		Total
I find it more exciting to try new things.	45.99%	126	36.86%	101	11.31%	31	5.47%	15	0.36%	1	274

Outcomes Matrix - We would like to understand how the Award has supported your personal development. Please rate your response to the given statements on the scale from strongly agree to strongly disagree. As a result of doing the Award;



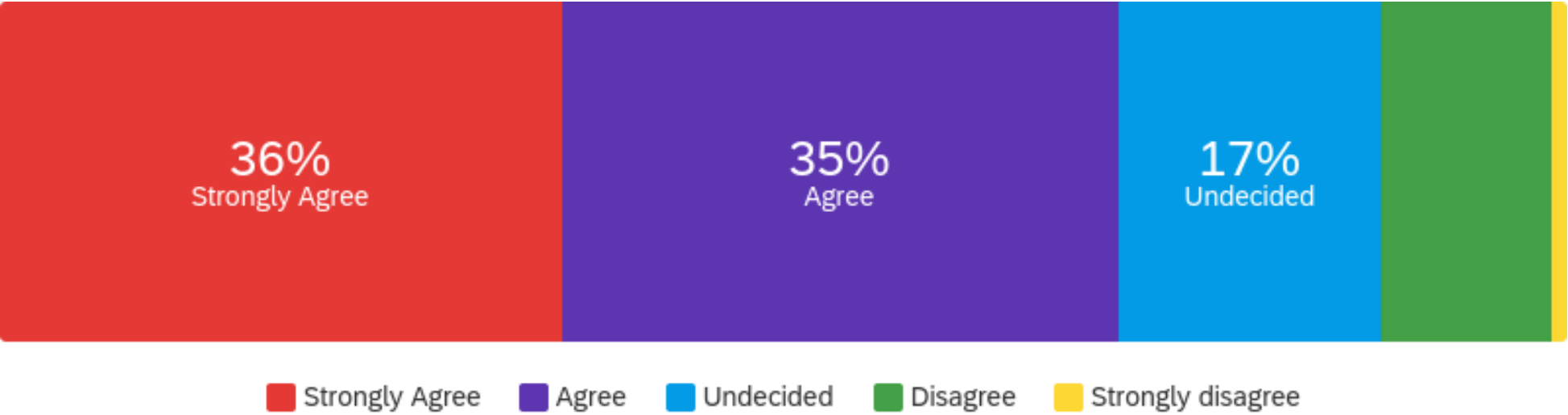
Question	Strongly Agree		Agree		Undecided		Disagree		Strongly disagree		Total
I got better at communicating an idea in different ways.	39.27%	108	38.91%	107	15.64%	43	5.09%	14	1.09%	3	275

Outcomes Matrix - We would like to understand how the Award has supported your personal development. Please rate your response to the given statements on the scale from strongly agree to strongly disagree. As a result of doing the Award;



Question	Strongly Agree		Agree		Undecided		Disagree		Strongly disagree		Total
I am more satisfied with my life.	34.91%	96	38.18%	105	17.82%	49	7.64%	21	1.45%	4	275

Outcomes Matrix - We would like to understand how the Award has supported your personal development. Please rate your response to the given statements on the scale from strongly agree to strongly disagree. As a result of doing the Award;



Question	Strongly Agree		Agree		Undecided		Disagree		Strongly disagree		Total
I got better at managing the way I use my time.	35.77%	98	35.40%	97	16.79%	46	10.95%	30	1.09%	3	274

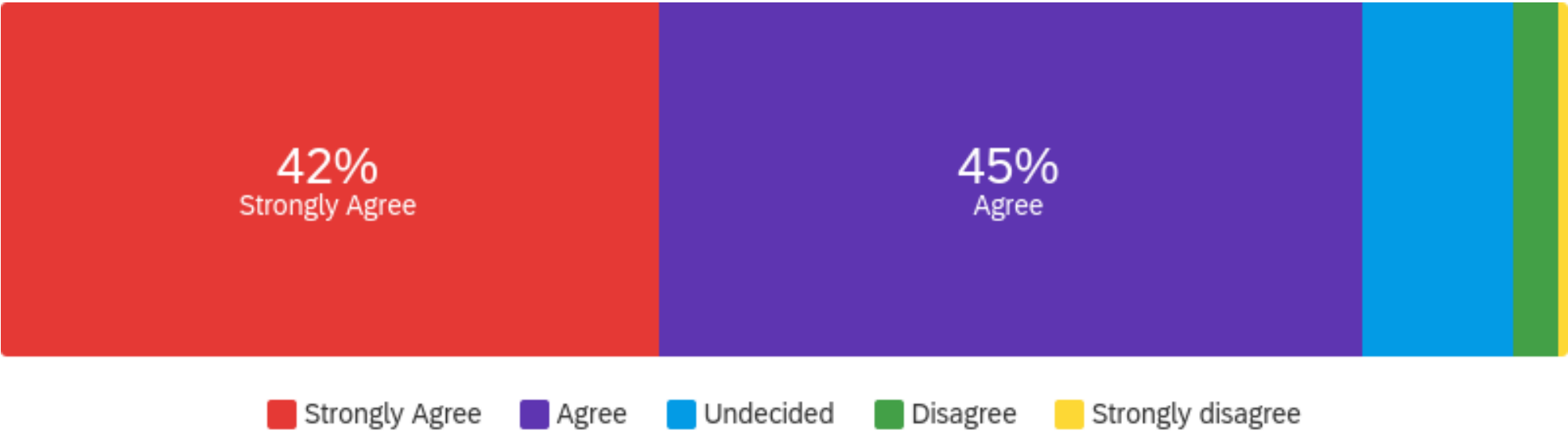
Outcomes Matrix - We would like to understand how the Award has supported your personal development. Please rate your response to the given statements on the scale from strongly agree to strongly disagree. As a result of doing the Award;



Strongly Agree Agree Undecided Disagree Strongly disagree

Question	Strongly Agree		Agree		Undecided		Disagree		Strongly disagree		Total
I feel that I can be a good group leader.	45.99%	126	36.86%	101	12.41%	34	4.38%	12	0.36%	1	274

Outcomes Matrix - We would like to understand how the Award has supported your personal development. Please rate your response to the given statements on the scale from strongly agree to strongly disagree. As a result of doing the Award;



Question	Strongly Agree		Agree		Undecided		Disagree		Strongly disagree		Total
I got better at working in a team.	41.91%	114	44.85%	122	9.56%	26	2.94%	8	0.74%	2	272

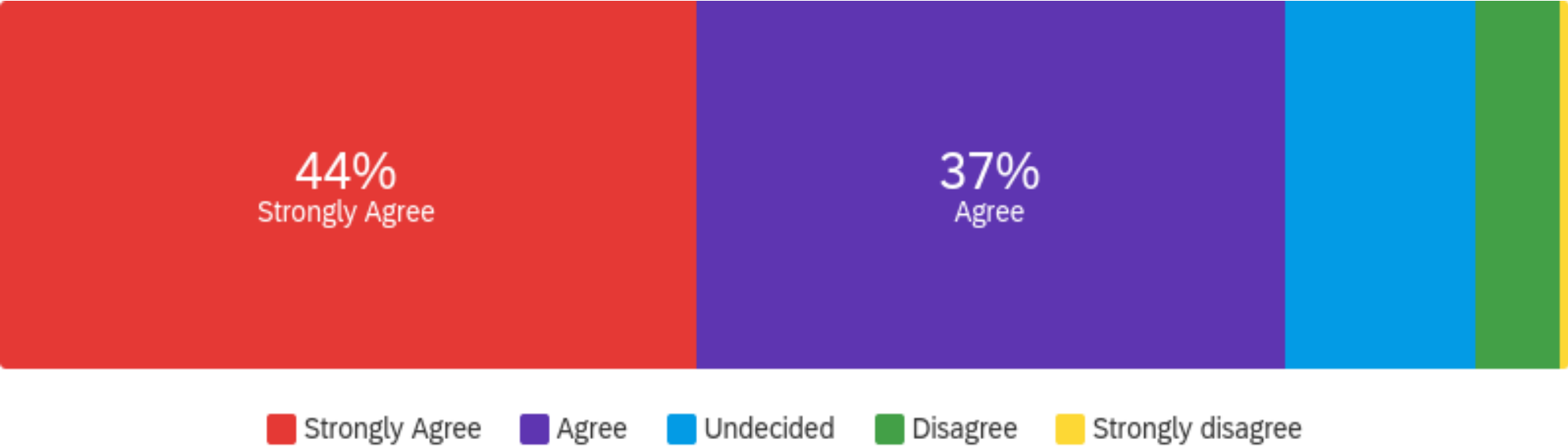
Outcomes Matrix - We would like to understand how the Award has supported your personal development. Please rate your response to the given statements on the scale from strongly agree to strongly disagree. As a result of doing the Award;



Strongly Agree Agree Undecided Disagree Strongly disagree

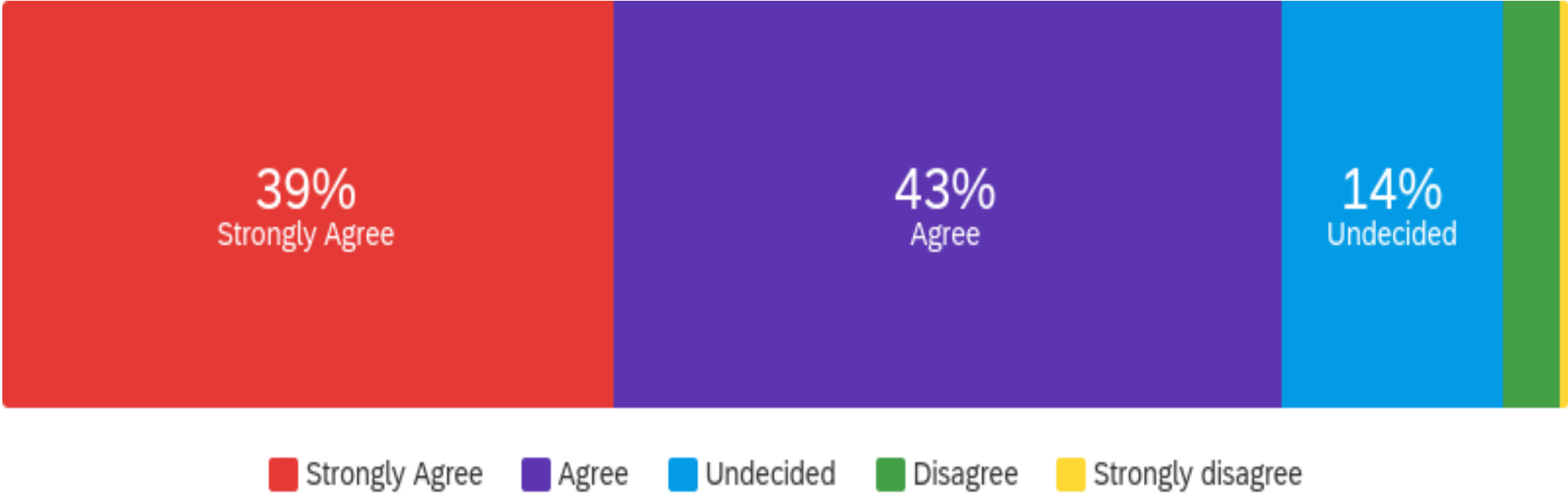
Question	Strongly Agree		Agree		Undecided		Disagree		Strongly disagree		Total
I got better at seeing other people's point of view.	36.73%	101	46.55%	128	12.36%	34	3.64%	10	0.73%	2	275

Outcomes Matrix - We would like to understand how the Award has supported your personal development. Please rate your response to the given statements on the scale from strongly agree to strongly disagree. As a result of doing the Award;



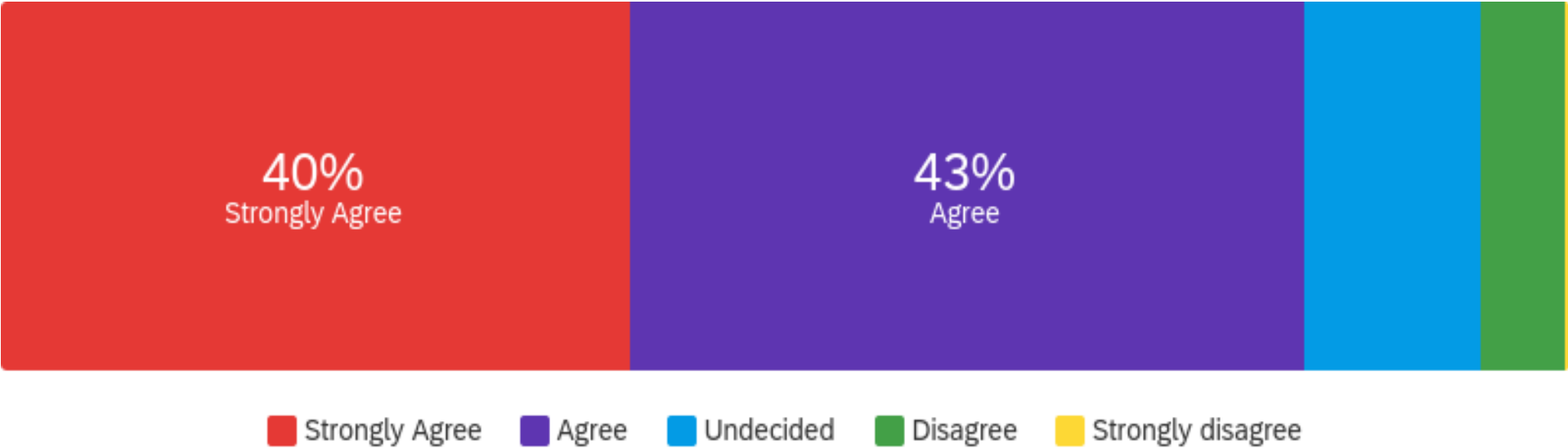
Question	Strongly Agree		Agree		Undecided		Disagree		Strongly disagree		Total
It has become more important to me to contribute to my community and society.	44.36%	122	37.45%	103	12.00%	33	5.45%	15	0.73%	2	275

Outcomes Matrix - We would like to understand how the Award has supported your personal development. Please rate your response to the given statements on the scale from strongly agree to strongly disagree. As a result of doing the Award;



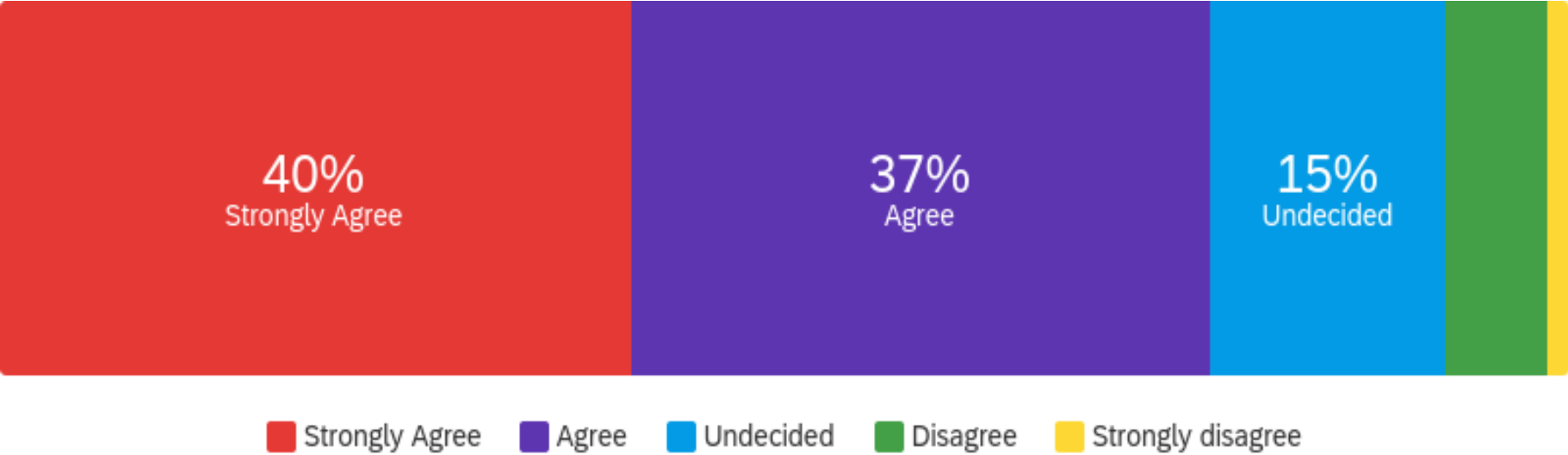
Question	Strongly Agree		Agree		Undecided		Disagree		Strongly disagree		Total
I believe I can make a difference in my community.	38.91%	107	42.55%	117	14.18%	39	3.64%	10	0.73%	2	275

Outcomes Matrix - We would like to understand how the Award has supported your personal development. Please rate your response to the given statements on the scale from strongly agree to strongly disagree. As a result of doing the Award;



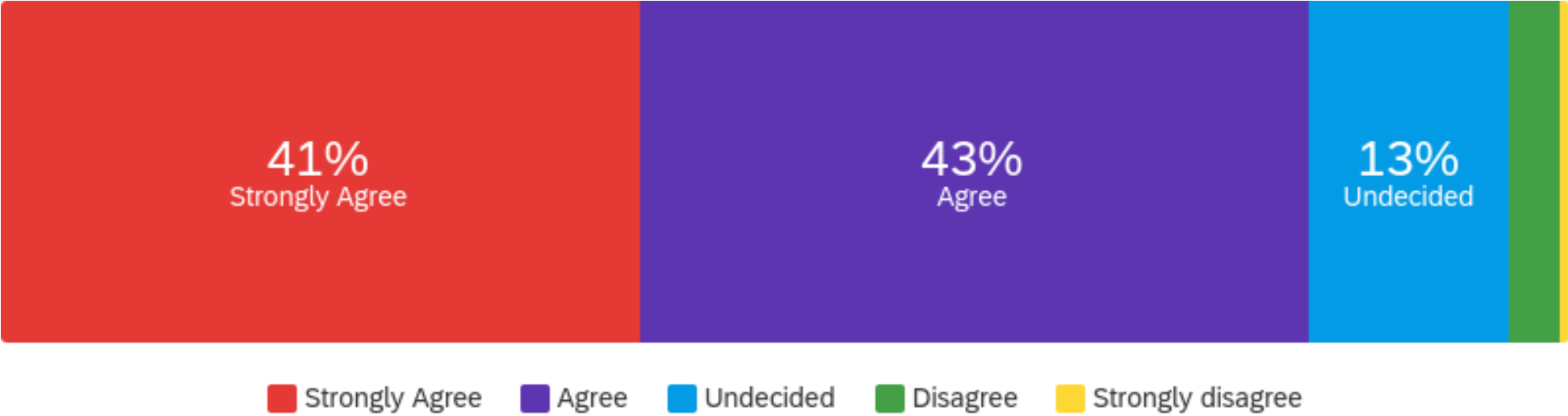
Question	Strongly Agree		Agree		Undecided		Disagree		Strongly disagree		Total
I feel more comfortable in new and unusual situations.	40.00%	110	42.91%	118	11.27%	31	5.45%	15	0.36%	1	275

Outcomes Matrix - We would like to understand how the Award has supported your personal development. Please rate your response to the given statements on the scale from strongly agree to strongly disagree. As a result of doing the Award;



Question	Strongly Agree		Agree		Undecided		Disagree		Strongly disagree		Total
I have improved my physical fitness	40.15%	110	36.86%	101	14.96%	41	6.57%	18	1.46%	4	274

Outcomes Matrix - We would like to understand how the Award has supported your personal development. Please rate your response to the given statements on the scale from strongly agree to strongly disagree. As a result of doing the Award;



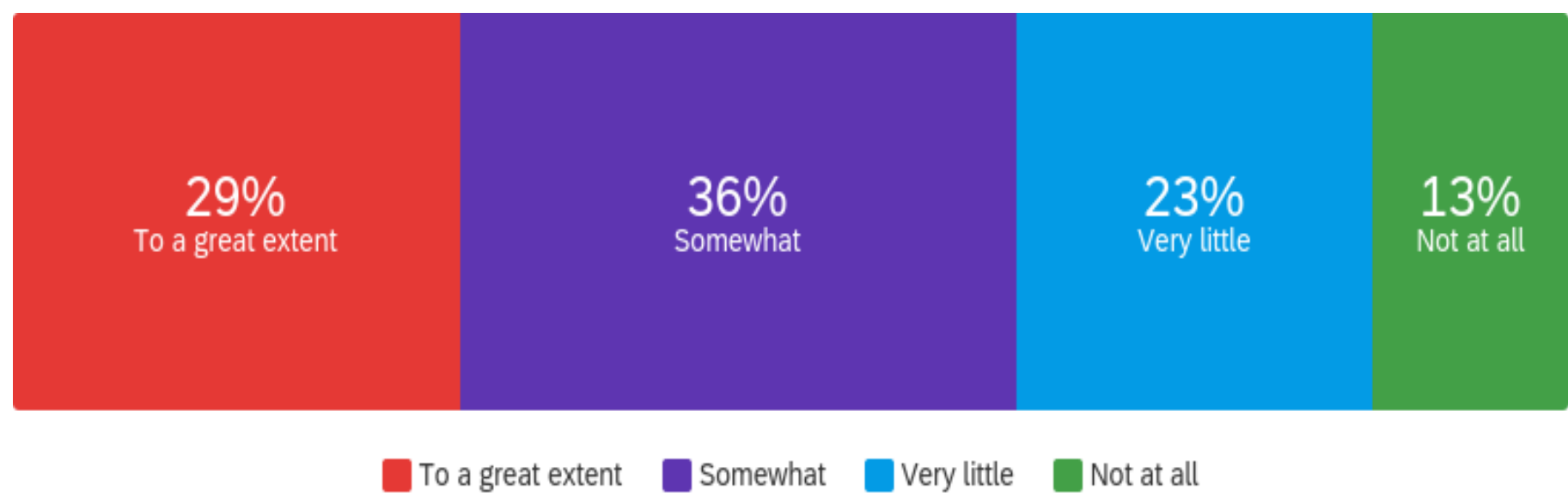
Question	Strongly Agree		Agree		Undecided		Disagree		Strongly disagree		Total
I have improved my problem-solving skills	40.73%	112	42.55%	117	12.73%	35	3.27%	9	0.73%	2	275

Results: Impacts of COVID-19

Average number of responses to COVID-19 questions

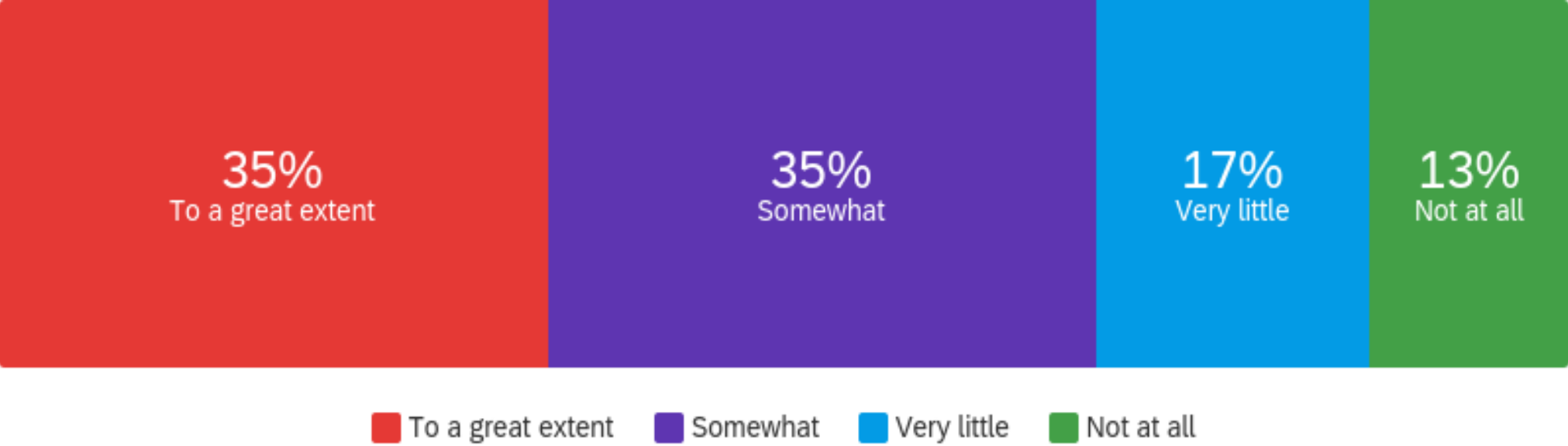
Answer	Average	Count
Australia	Average	76

Covid and Award - For the following statements, please rate your response to the given statement on the scale from 'To a great extent' to 'Not at all'.



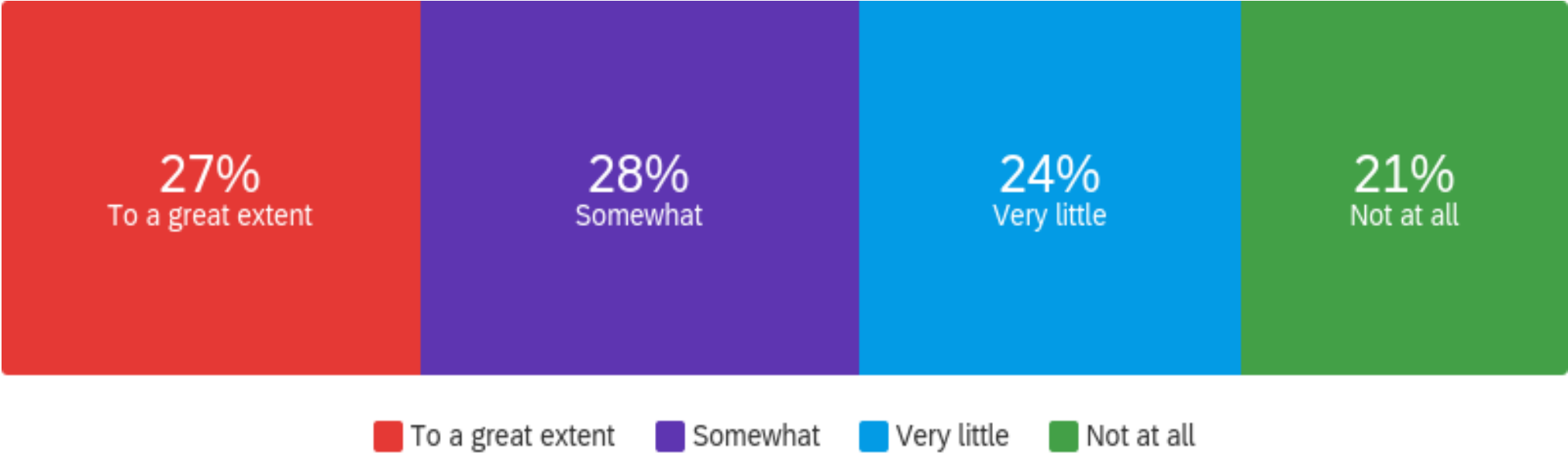
Question	To a great extent		Somewhat		Very little		Not at all		Total
My Award provided relief for me during the lockdown / quarantine.	28.74%	25	35.63%	31	22.99%	20	12.64%	11	87

Covid and Award - For the following statements, please rate your response to the given statement on the scale from 'To a great extent' to 'Not at all'.



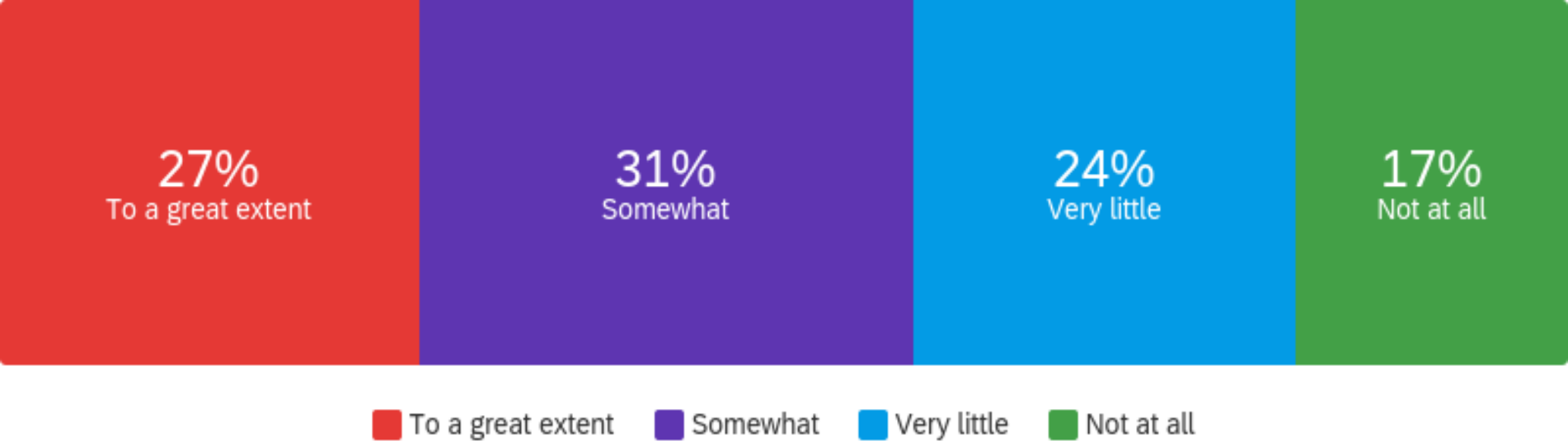
Question	To a great extent		Somewhat		Very little		Not at all		Total
The Award provided me with structure during this time.	34.88%	30	34.88%	30	17.44%	15	12.79%	11	86

Covid and Award - For the following statements, please rate your response to the given statement on the scale from 'To a great extent' to 'Not at all'.



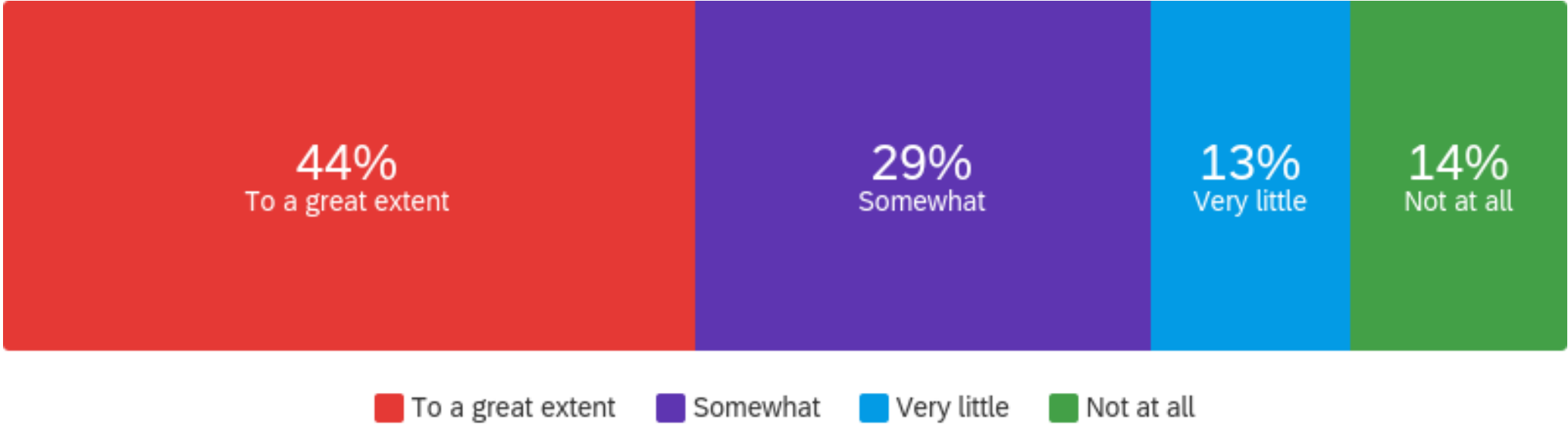
Question	To a great extent		Somewhat		Very little		Not at all		Total
The Award encouraged me to stay in touch with friends	26.74%	23	27.91%	24	24.42%	21	20.93%	18	86

Covid and Award - For the following statements, please rate your response to the given statement on the scale from 'To a great extent' to 'Not at all'.



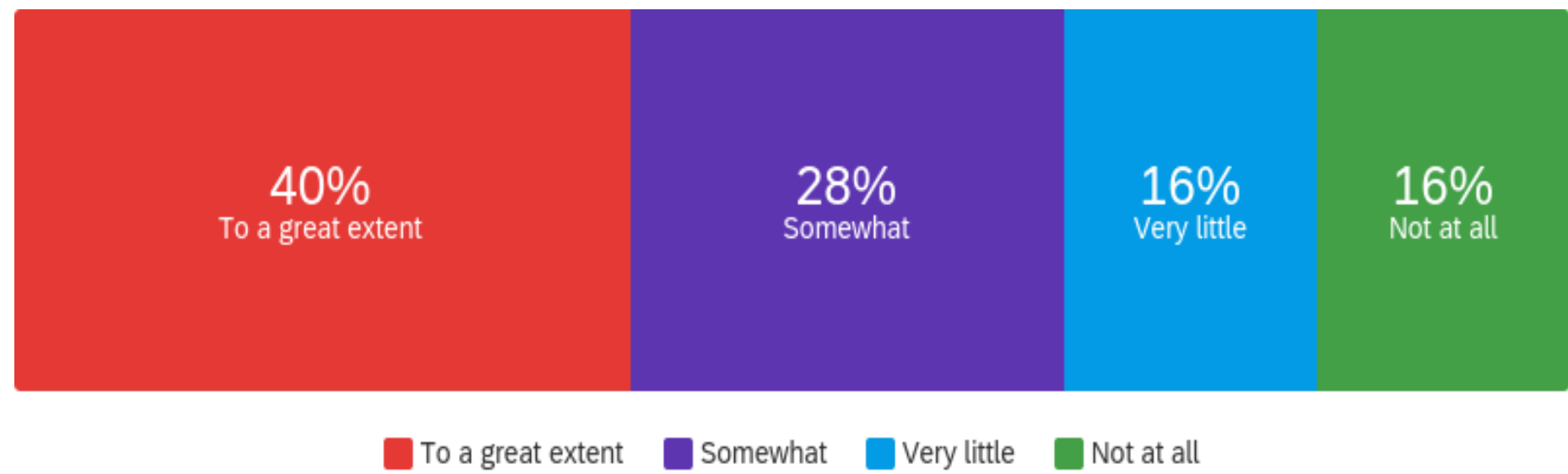
Question	To a great extent		Somewhat		Very little		Not at all		Total
The Award assisted with my mental health and wellbeing	26.74%	23	31.40%	27	24.42%	21	17.44%	15	86

Covid and Award - For the following statements, please rate your response to the given statement on the scale from 'To a great extent' to 'Not at all'.



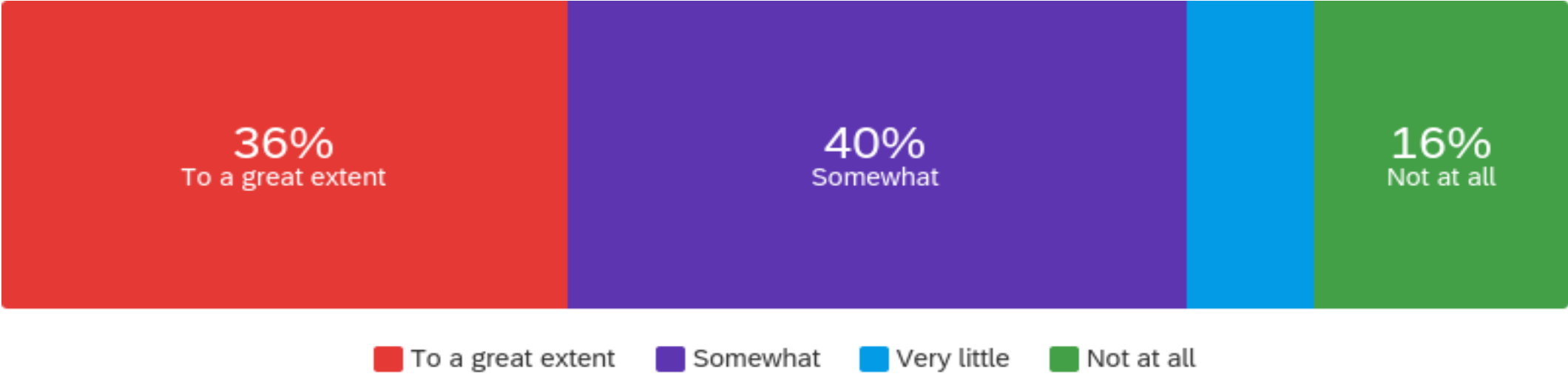
Question	To a great extent		Somewhat		Very little		Not at all		Total
The Award assisted with my physical fitness and health	44.19%	38	29.07%	25	12.79%	11	13.95%	12	86

Covid and Award - For the following statements, please rate your response to the given statement on the scale from 'To a great extent' to 'Not at all'.



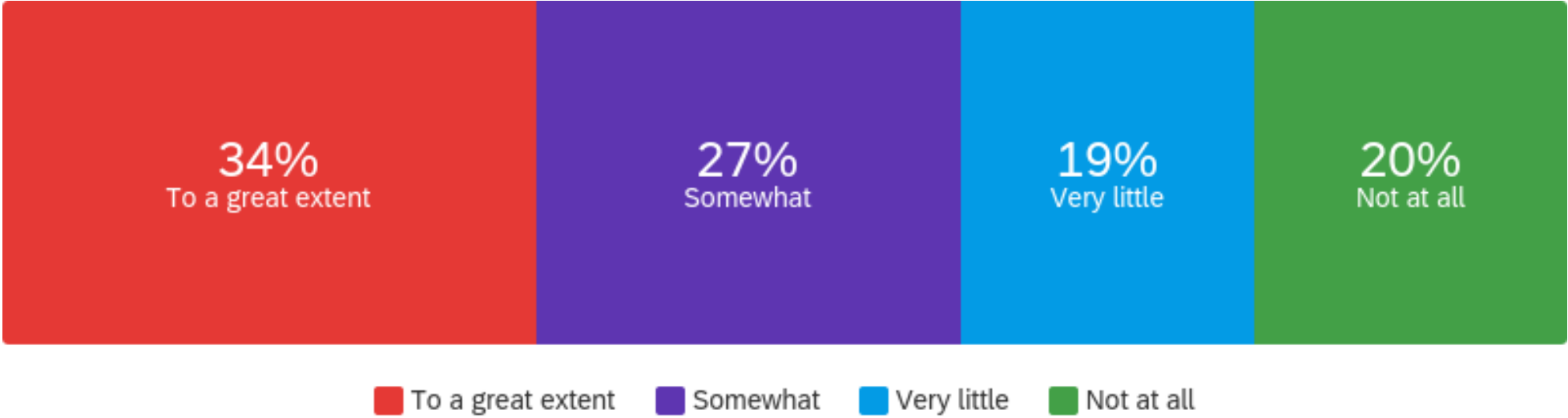
Question	To a great extent		Somewhat		Very little		Not at all		Total
The Award helped me to develop personally during this period	39.53%	34	27.91%	24	16.28%	14	16.28%	14	86

Covid and Award - For the following statements, please rate your response to the given statement on the scale from 'To a great extent' to 'Not at all'.



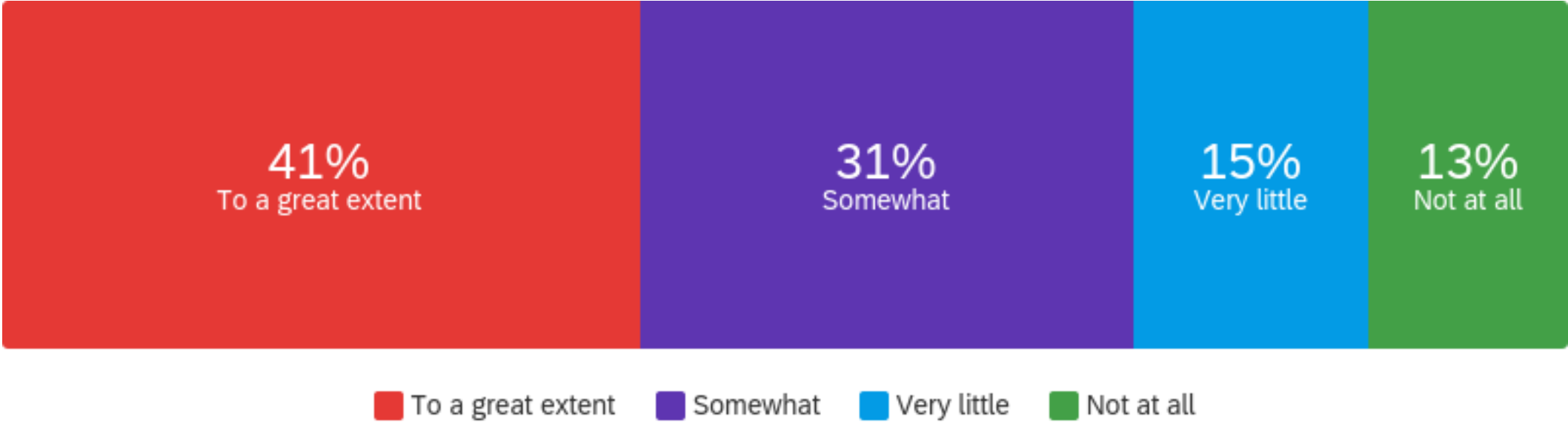
Question	To a great extent		Somewhat		Very little		Not at all		Total
The experience of living through the coronavirus lockdown/quarantine increased the value I place on doing my Award	36.05%	31	39.53%	34	8.14%	7	16.28%	14	86

Covid effect on awar - We would like to understand how much you felt supported when doing your Award during the coronavirus lockdown / quarantine. For the following statements, please rate your response to the given statement on the scale from 'To a great extent' to 'Not at all'.



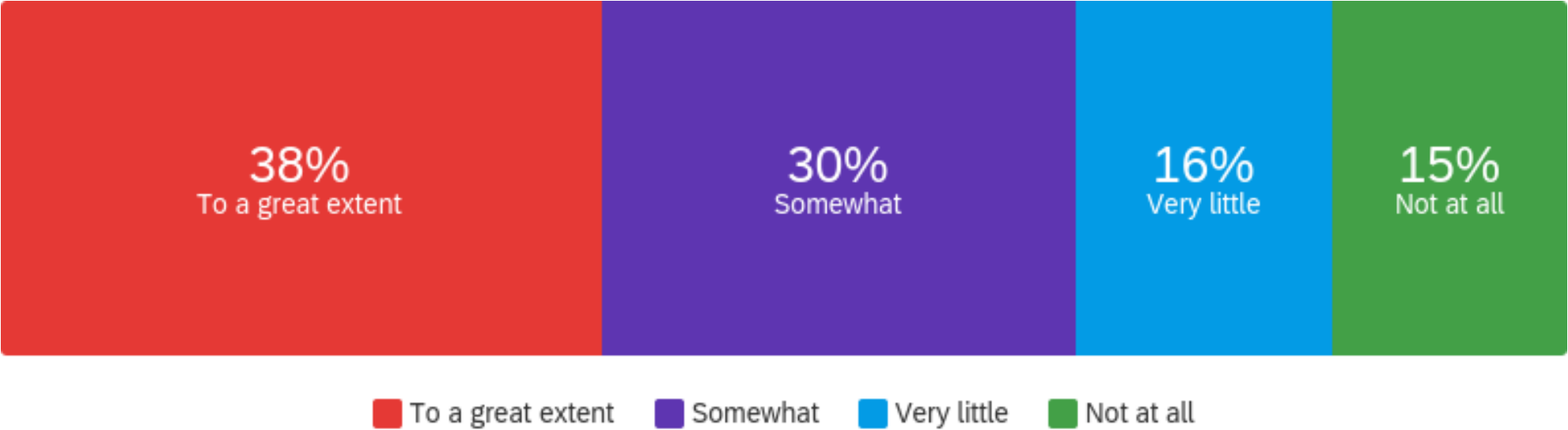
Question	To a great extent		Somewhat		Very little		Not at all		Total
I maintained regular virtual contact with my friends in my Award group	34.12%	29	27.06%	23	18.82%	16	20.00%	17	85

Covid effect on awar - We would like to understand how much you felt supported when doing your Award during the coronavirus lockdown / quarantine. For the following statements, please rate your response to the given statement on the scale from 'To a great extent' to 'Not at all'.



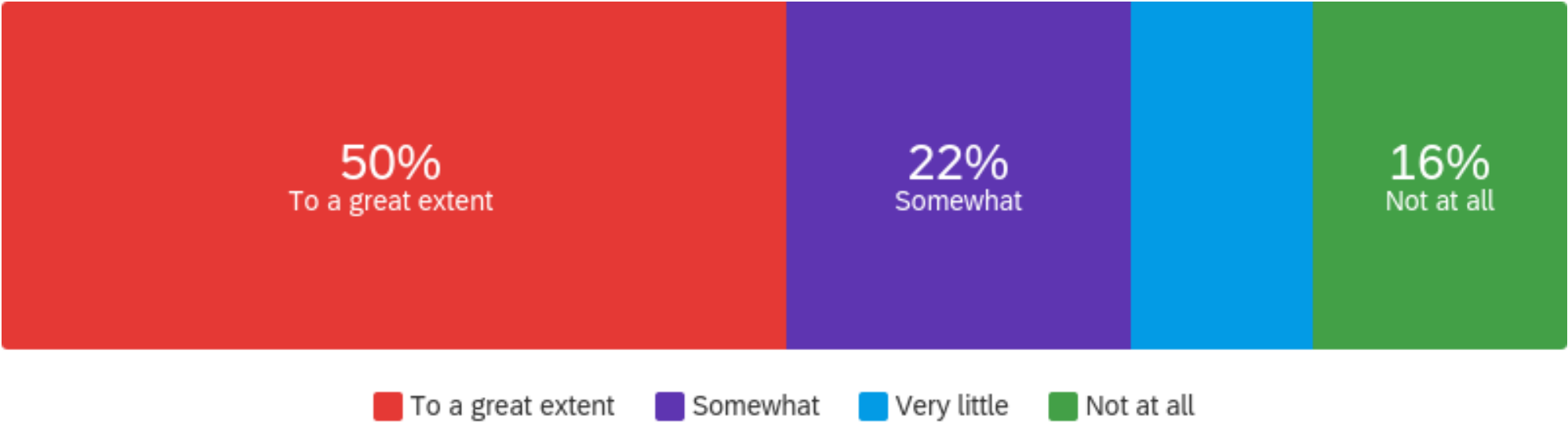
Question	To a great extent		Somewhat		Very little		Not at all		Total
I felt supported by my Award Leader during this time	40.70%	35	31.40%	27	15.12%	13	12.79%	11	86

Covid effect on awar - We would like to understand how much you felt supported when doing your Award during the coronavirus lockdown / quarantine. For the following statements, please rate your response to the given statement on the scale from 'To a great extent' to 'Not at all'.



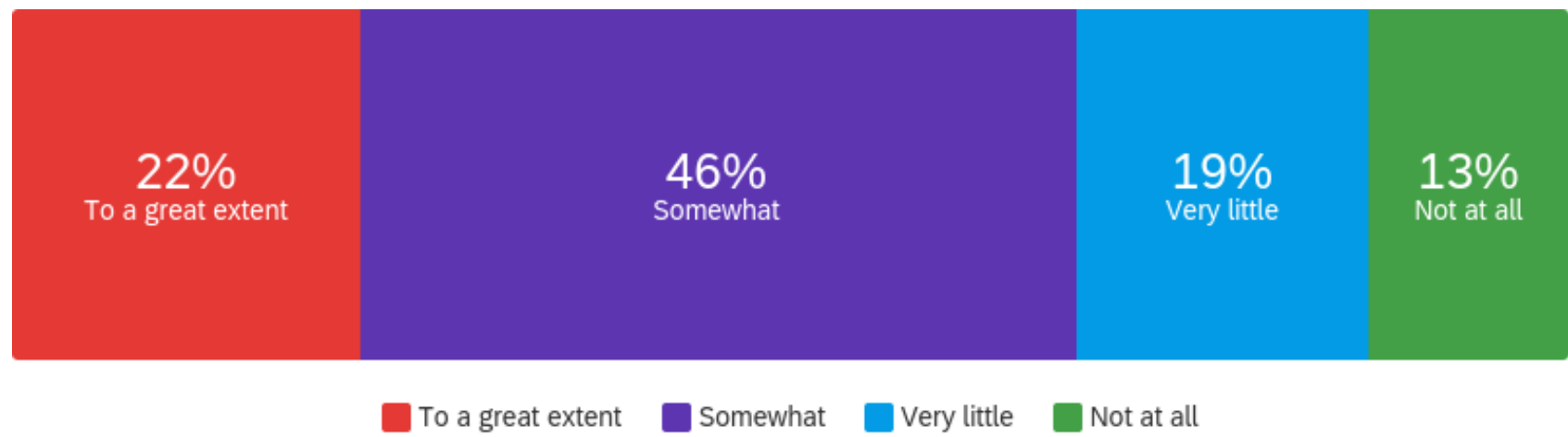
Question	To a great extent		Somewhat		Very little		Not at all		Total
My Award Leader played an important role in my ability to continue my Award during this time	38.37%	33	30.23%	26	16.28%	14	15.12%	13	86

Covid effect on awar - We would like to understand how much you felt supported when doing your Award during the coronavirus lockdown / quarantine. For the following statements, please rate your response to the given statement on the scale from 'To a great extent' to 'Not at all'.



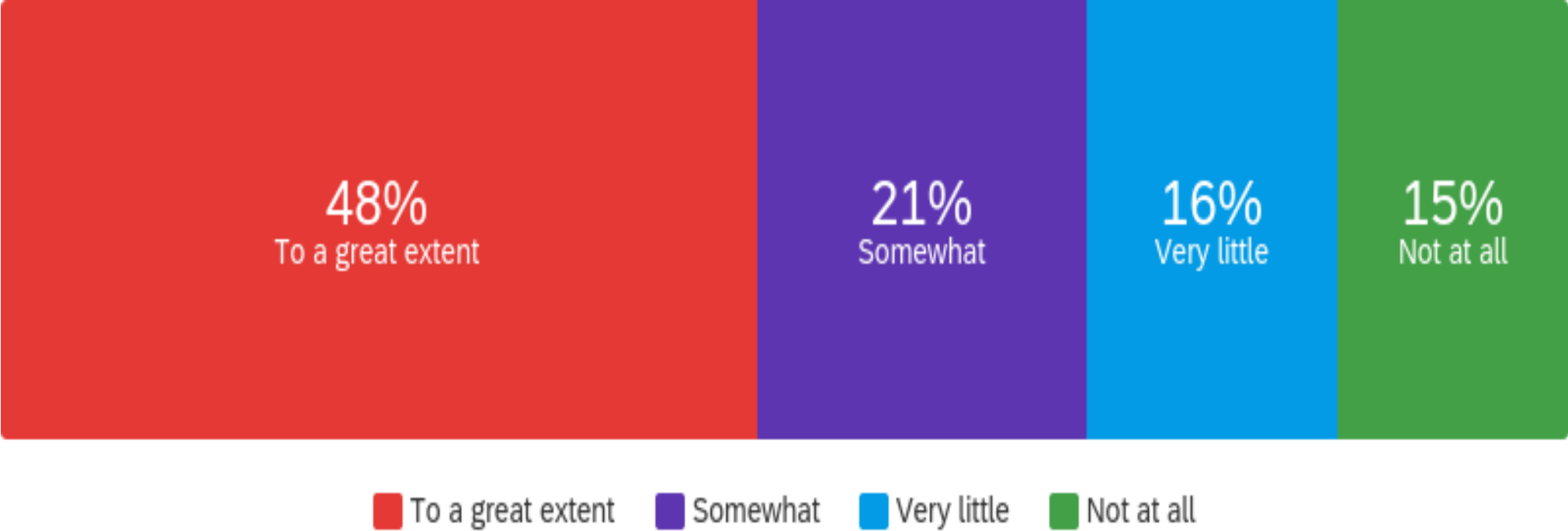
Question	To a great extent		Somewhat		Very little		Not at all		Total
The temporary changes introduced by the Award authorities during this time helped me to be able to continue the Award	50.00%	43	22.09%	19	11.63%	10	16.28%	14	86

Covid affecting cont - To what extent has the coronavirus lockdown / quarantine affected your ability to continue with your Award programme?



Answer	%	Count
To a great extent	22.35%	19
Somewhat	45.88%	39
Very little	18.82%	16
Not at all	12.94%	11
Total	100%	85

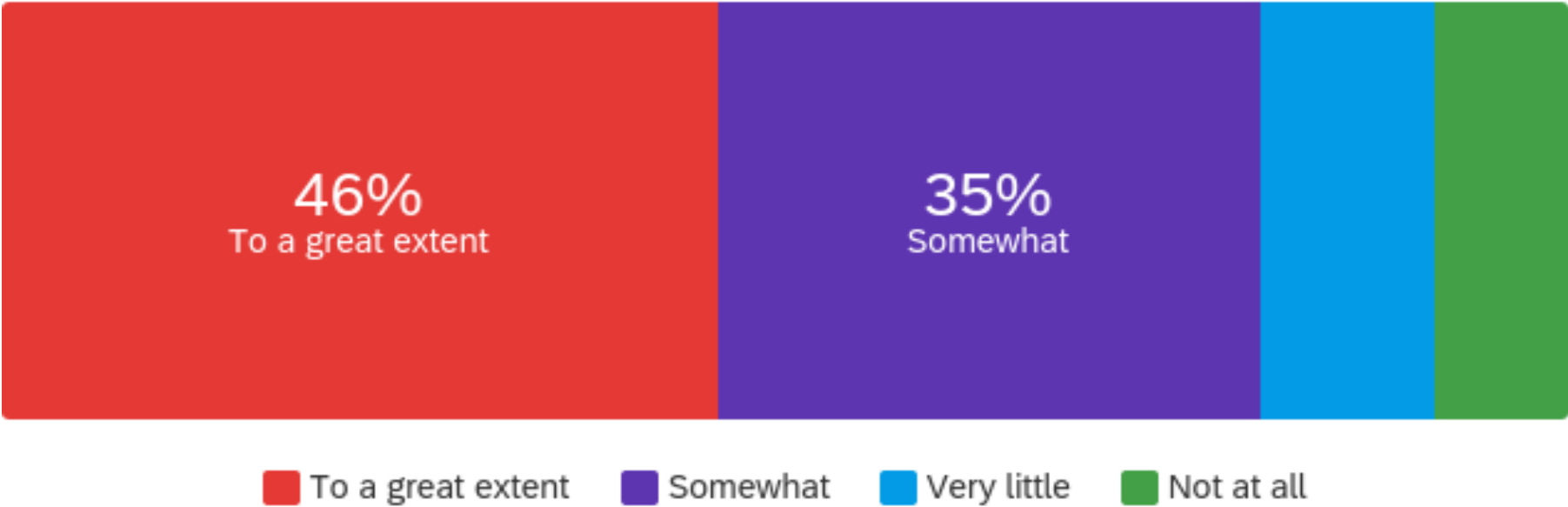
How programme affect - To what extent has the coronavirus lockdown / quarantine affected the following elements of your Award programme?



Question	To a great extent		Somewhat		Very little		Not at all		Total
Voluntary Service Section	48.15%	39	20.99%	17	16.05%	13	14.81%	12	81

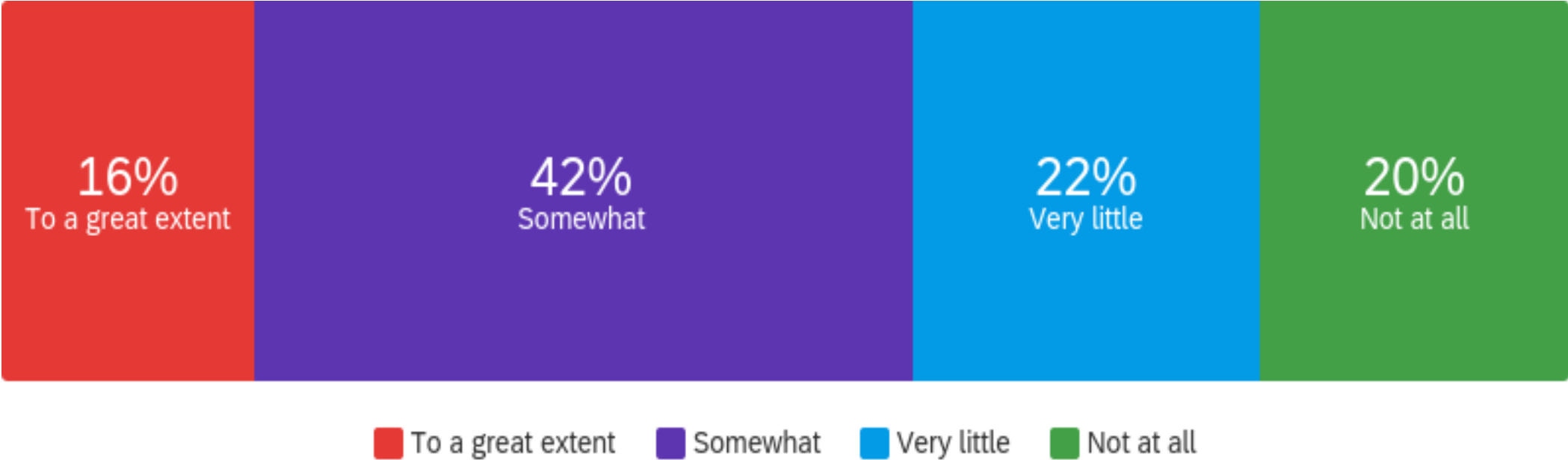
How programme affect - To what extent has the coronavirus lockdown / quarantine affected the following elements of your Award programme?

How programme affect_7 - Adventurous Journey Section



Question	To a great extent		Somewhat		Very little		Not at all		Total
Adventurous Journey Section	45.68%	37	34.57%	28	11.11%	9	8.64%	7	81

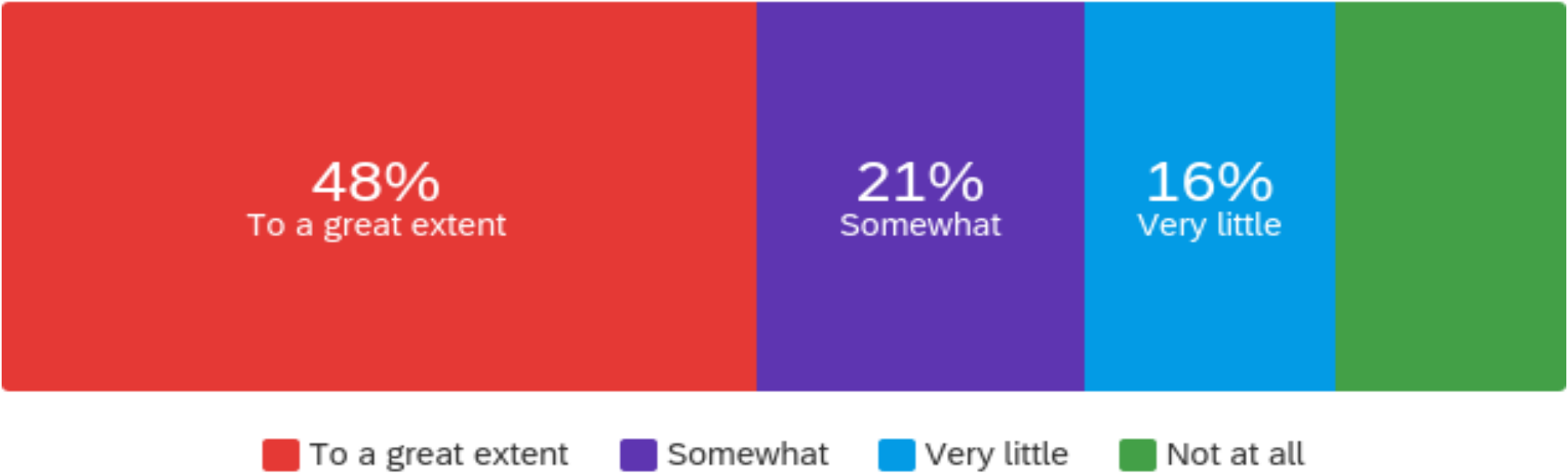
How programme affect - To what extent has the coronavirus lockdown / quarantine affected the following elements of your Award programme?



Question	To a great extent		Somewhat		Very little		Not at all		Total
Physical Recreation Section	16.05%	13	41.98%	34	22.22%	18	19.75%	16	81

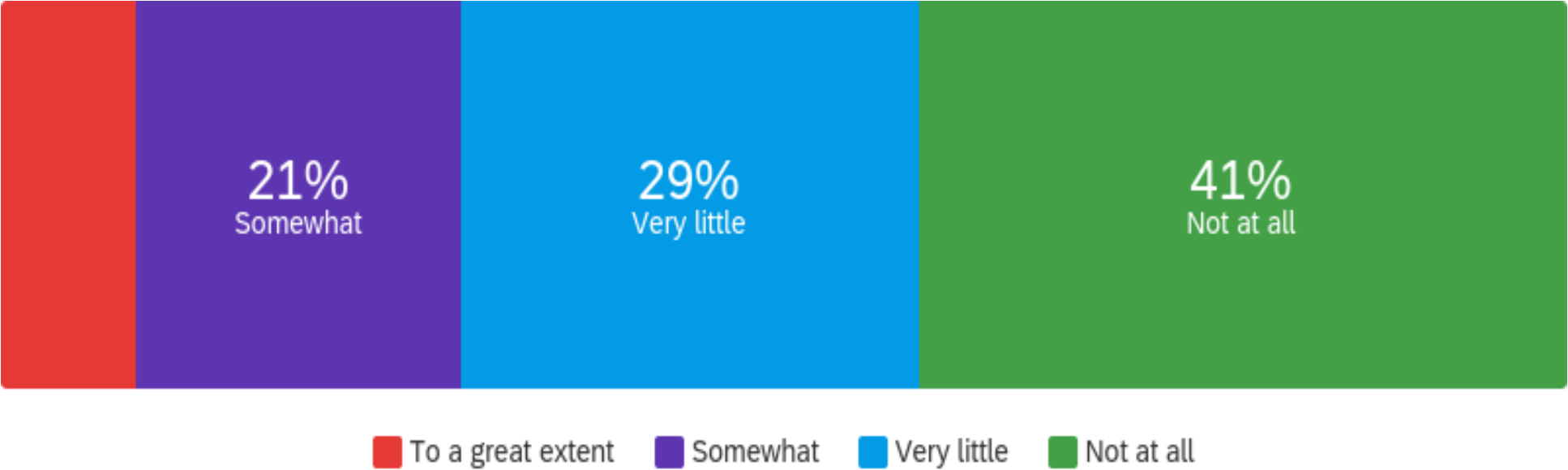
How programme affect - To what extent has the coronavirus lockdown / quarantine affected the following elements of your Award programme?

How programme affect_4 - Voluntary Service Section



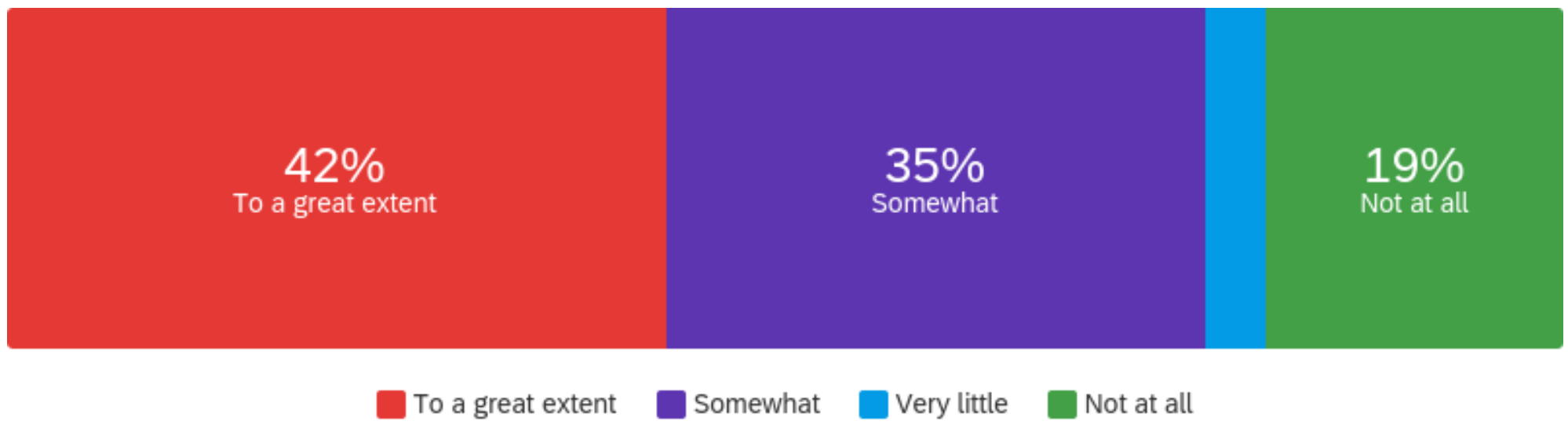
Question	To a great extent		Somewhat		Very little		Not at all		Total
Voluntary Service Section	48.15%	39	20.99%	17	16.05%	13	14.81%	12	81

How programme affect - To what extent has the coronavirus lockdown / quarantine affected the following elements of your Award programme?



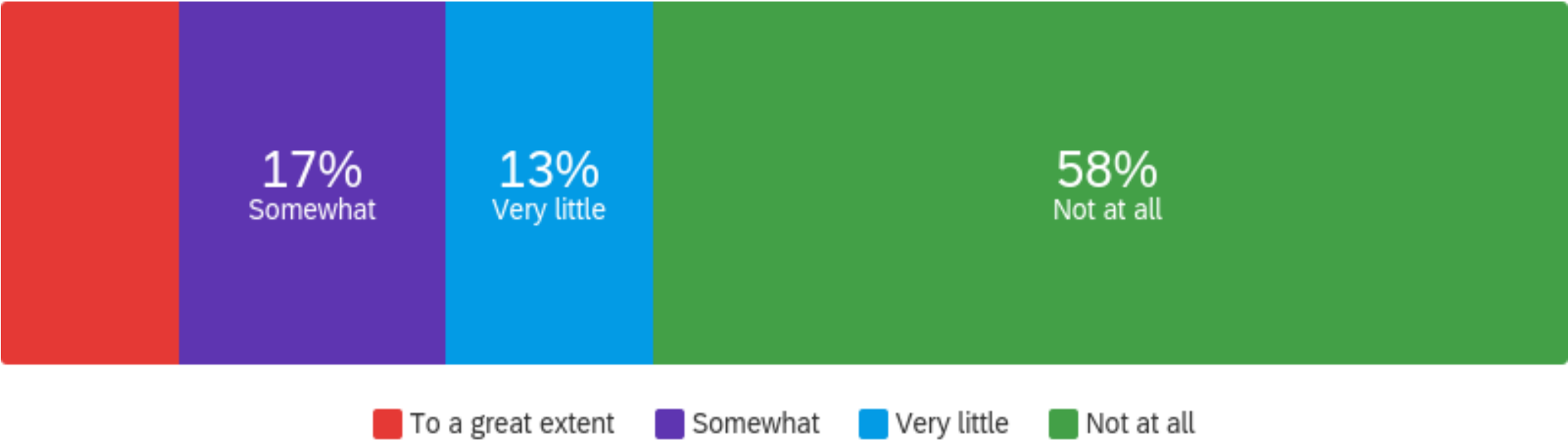
Question	To a great extent		Somewhat		Very little		Not at all		Total
Skills Section	8.54%	7	20.73%	17	29.27%	24	41.46%	34	82

How programme affect - To what extent has the coronavirus lockdown / quarantine affected the following elements of your Award programme?



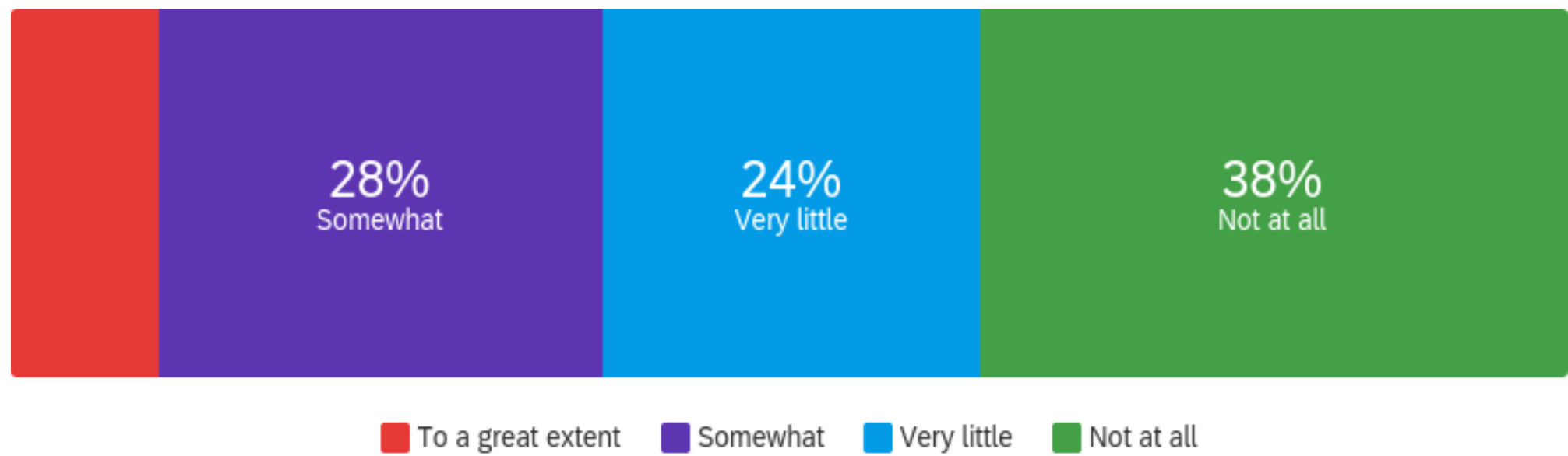
Question	To a great extent		Somewhat		Very little		Not at all		Total
Gold Residential Project	42.31%	11	34.62%	9	3.85%	1	19.23%	5	26

How programme affect - To what extent has the coronavirus lockdown / quarantine affected the following elements of your Award programme?



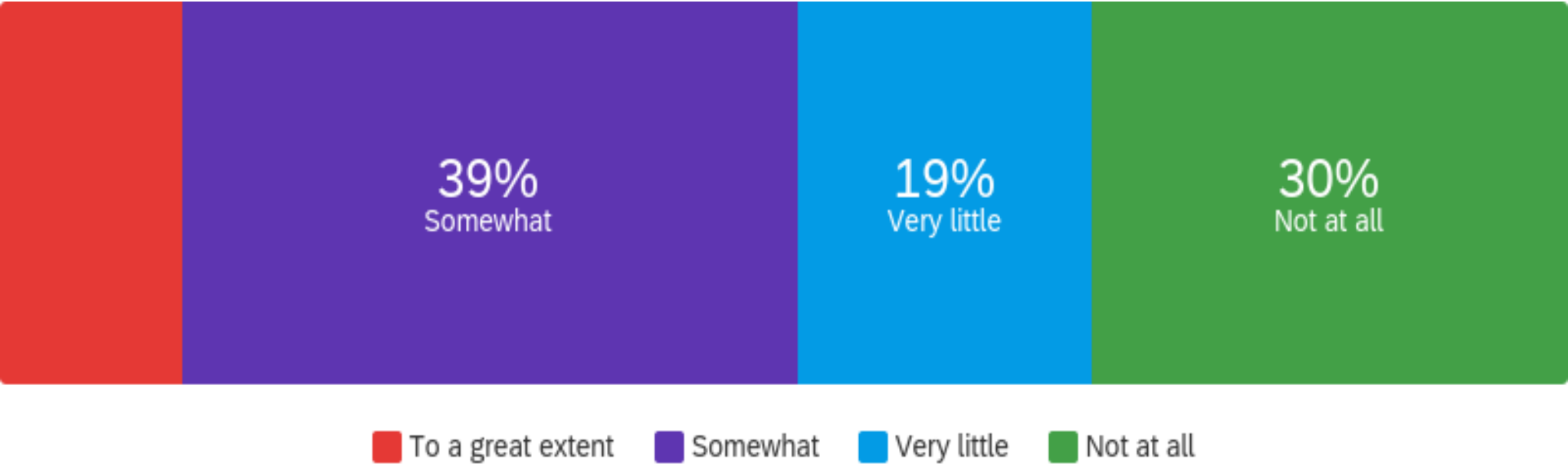
Question	To a great extent		Somewhat		Very little		Not at all		Total
Getting registered to start the Award and/or a new Award level.	11.32%	6	16.98%	9	13.21%	7	58.49%	31	53

How programme affect - To what extent has the coronavirus lockdown / quarantine affected the following elements of your Award programme?



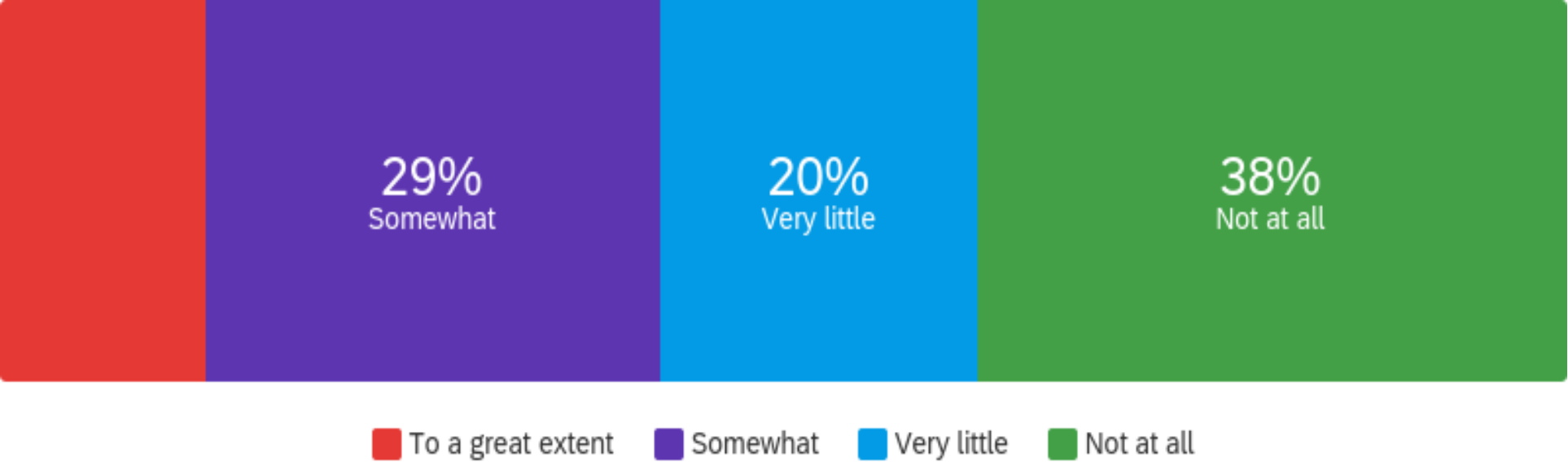
Question	To a great extent		Somewhat		Very little		Not at all		Total
Mentoring support from my Award Leader	9.46%	7	28.38%	21	24.32%	18	37.84%	28	74

How programme affect - To what extent has the coronavirus lockdown / quarantine affected the following elements of your Award programme?



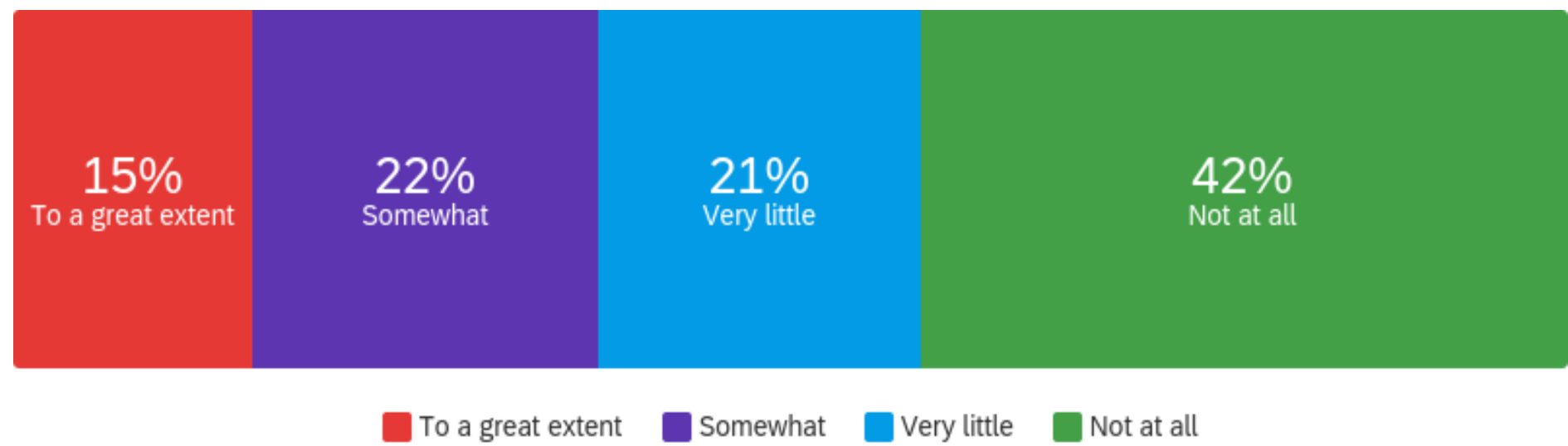
Question	To a great extent		Somewhat		Very little		Not at all		Total
Training support from my Activity Coaches / Instructors	11.59%	8	39.13%	27	18.84%	13	30.43%	21	69

How programme affect - To what extent has the coronavirus lockdown / quarantine affected the following elements of your Award programme?



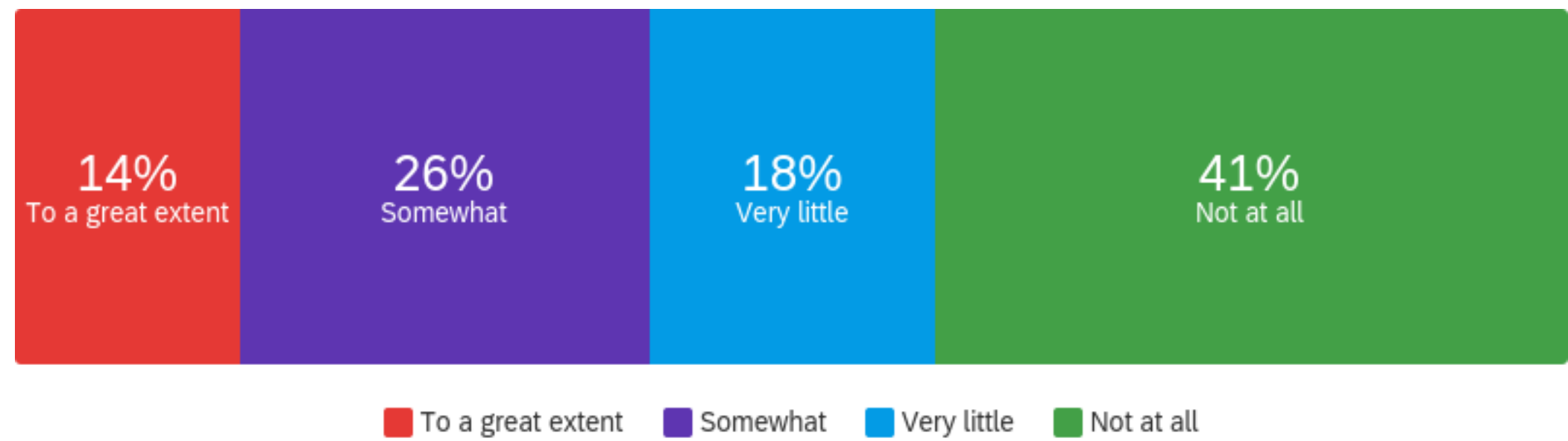
Question	To a great extent		Somewhat		Very little		Not at all		Total
Training support from my Assessors	13.04%	9	28.99%	20	20.29%	14	37.68%	26	69

How programme affect - To what extent has the coronavirus lockdown / quarantine affected the following elements of your Award programme?



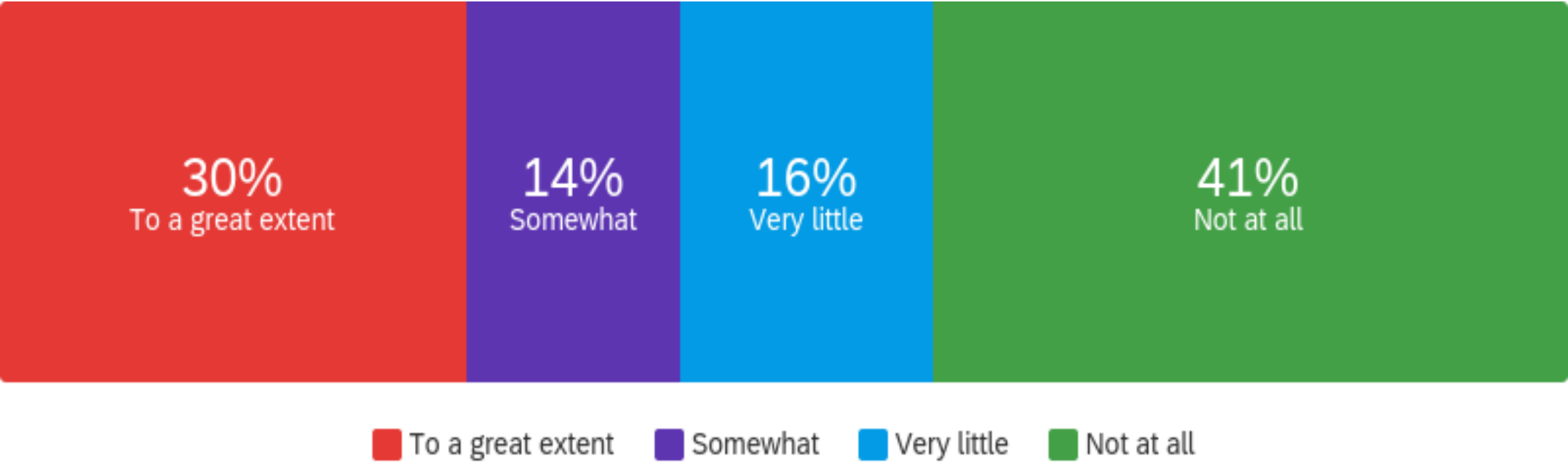
Question	To a great extent		Somewhat		Very little		Not at all		Total
Locating an Activity Assessor	15.28%	11	22.22%	16	20.83%	15	41.67%	30	72

How programme affect - To what extent has the coronavirus lockdown / quarantine affected the following elements of your Award programme?



Question	To a great extent		Somewhat		Very little		Not at all		Total
Having my Award approved as complete	14.47%	11	26.32%	20	18.42%	14	40.79%	31	76

How programme affect - To what extent has the coronavirus lockdown / quarantine affected the following elements of your Award programme?



Question	To a great extent		Somewhat		Very little		Not at all		Total
Attendance at an Award ceremony	29.73%	11	13.51%	5	16.22%	6	40.54%	15	37